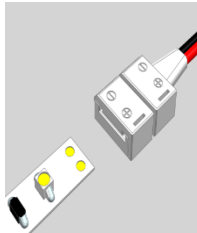


2 Pin LED Strip Connector Corner Joiner

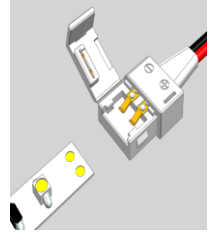


Connection:

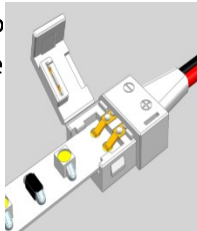
1. Cut the desired length of the LED strips ensuring that the current rating doesn't exceed 4A(12V), 2A(24V).



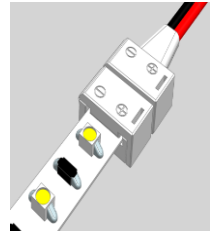
2. Open the 2 pin clip on connector both sides.



3. Insert the LED strips into the connectors and ensure that the contacts slide directly in line with the 2 pins. The correct polarity positive and negative will also need to match with each LED strip.



4. Close the connectors securely in place. Now both LED strips will be joined together.



Specifications:

Voltage: 12/24VDC

Current: 4A (12V)

2A (24V)

LED Type: 5050/5060

LED Colour: Single 2 Pin

LED Strip Width: 10mm

Dimensions: 30(L)x14(W)x4(D)mm