

digitech

Compact 18W Ultrasonic Cleaner

with 450ml Capacity & Rechargeable Battery



Model:
YH5415

Instruction Manual

CONTENTS

General Information & Safety Instructions	3
Box Contents	3
Product Diagram.....	4
Precautions	4
Operating Instructions.....	5
Suitable Products.....	6
Maintenance	7
Troubleshooting.....	7
Specifications.....	7
Warranty Information.....	8

GENERAL INFORMATION & SAFETY INSTRUCTIONS

Product introductions, safety warnings, & any other relevant information that doesn't fit anywhere else in the manual.

Any disposal or recycling instructions should be included here.

Any major warnings or notes should be clearly addressed at the end of this section in the below method;

For safety warnings, age restrictions & recommendations;

WARNING: The manufacturer is not responsible for any potential injury from misuse

Throughout the manual any important notes should be clearly identified using addressed as per below;

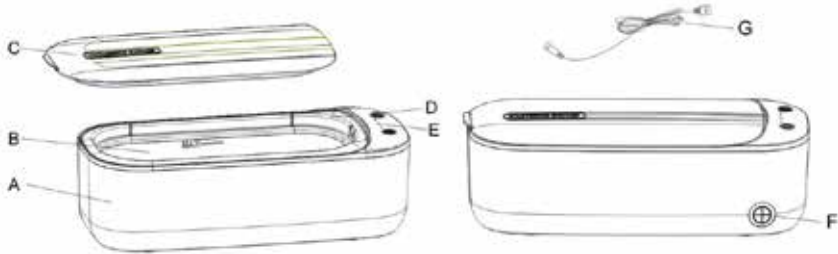
NOTE: The product should be placed in a secure location before turned on

BOX CONTENTS



1x Ultrasonic Cleaner

PRODUCT DIAGRAM



A Housing

B Cleaning basin

C Upper cover

D Operation button

E Indicator lamp

F Charging connection seat

G Charging Cable

PRECAUTIONS

- Except for professionals, do not easily disassemble the products; UV lighting is harmful to the eyes, can not directly illuminate the eyes.
- Except professionals, do not easily disassemble the products; the machine can not work when charging; can not contact the fire source, will cause explosion;
- Do not start the machine before adding water, adding water should not exceed the water level line, to avoid water overflow;
- Do not touch the plug with a wet hand to prevent electric shock;
- Do not flush the entire product with water to prevent electric shock;
- Repeated cleaning, can make the items clean cleaner, use two cleaning clearance for 5 minutes;
- Do not use this product when dozing off;
- Do not use it in the bathroom; do not place this product in a wet environment;
- Open the cover protection function, open the upper cover when the ultraviolet lamp works, the ultraviolet lamp work stops;
- Accidentally fall into the water, please quickly cut off the power supply, so as to avoid leakage;
- Before use, if the power cord or plug is damaged, please do not use it, and contact the seller for repair as soon as possible;
- Children and minors should use the machine under the supervision of their parents;
- Please use the machine within the scope of the items to be cleaned as specified in this specification.

OPERATING INSTRUCTIONS

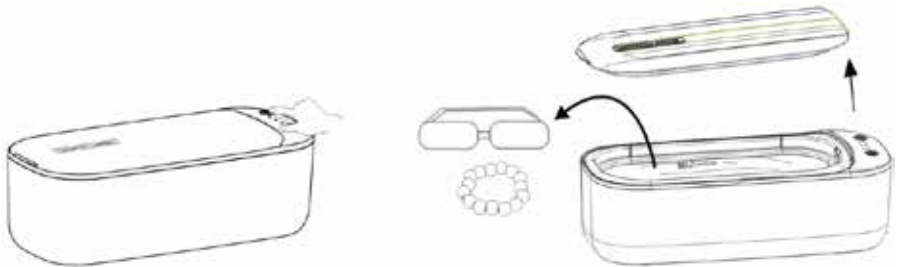
1. Open the upper cover and add tap water to the stainless steel basin;

NOTE: Starting up without water will damage the machine.

2. Put the cleaning items in water (the cleaning part of the article must be completely immersed in water, but the water level should not exceed the water level-MAX); cover the top.



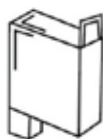
3. Press the “switch” key long for 2 seconds, and after the white indicator light lights on for 1 second, enter the standby mode, and the state of no operation will automatically shut down after 30 seconds.
4. In standby mode, press the “function” key, select the three separate “standard” cleaning and “sterilization” selection mode, and when the function indicator lights on.
5. After the cleaning, disconnect the power supply, open the upper cover, take out the items, pour out the water in the cleaning basin and wipe the stainless steel basin.



6. Long-time operation will consume the power of the battery itself. When the battery power is insufficient, the machine cannot work promptly: the “standard” indicator flashes at 1 second frequency, then the machine is charged; put the machine flat on the desktop, use the power cable interface, and insert the USB 5V power at the other end. The machine does not work during the charging process, and the charging status is: the “super” indicator flashes the breathing mode in 2 seconds, indicating that the charging is ongoing; and the “super” indicator is off, indicating that the charging is completed. After charging, the charging cable is removed, and the machine can be used as normal. It can be carried around outdoors for use.



SUITABLE PRODUCTS



Office supplies



Daily necessities



Tableware, small metal parts, etc



Glasses



Jewellery



MAINTENANCE

- Do not clean the items with sharp edges and sharp corners, so as not to scratch the water basin.
- After each use, please be sure to pour the water in the basin clean, and dry the basin and the machine shell with a dry cloth (dry towel) to keep the body dry. The whole machine should not be washed with water to avoid causing a short circuit of internal power supply
- Put this product in a cool, ventilated and dry environment, and not convenient for children.
- The cleaned objects are not clean, and the clean water needs to be replaced appropriately.

TROUBLESHOOTING

Problem	Cause	Solution
Press Start-Up Key but the power supply is not on	Is the power supply properly inserted into the socket	Correct inserting of the native power plug into the power socket
	Is the power cord damaged	Send the seller to replace the new qualified power cord
After cleaning the items did not feel clean enough	There is insufficient water in the basin	Add water to the water, or to the maximum MAX line
	Without a little cleaning solution	Or add a little cleaning solution

SPECIFICATIONS

Working Voltage	DC 7.4V
Power	18W
Capacity	450ml
Timed Time	3 minutes / 6 minutes
Dimensions	209.2 x 91.2 x 72.3mm
Net Weight	500g

WARRANTY INFORMATION

Our product is guaranteed to be free from manufacturing defects for a period of 12 Months.

If your product becomes defective during this period, Electus Distribution will repair, replace, or refund where a product is faulty; or not fit for intended purpose.

This warranty will not cover modified product; misuse or abuse of the product contrary to user instructions or packaging label; change of mind and normal wear and tear.

Our goods come with guarantees that cannot be excluded under the Australian Consumer Law. You are entitled to a replacement or refund for a major failure and for compensation for any other reasonably foreseeable loss or damage. You are also entitled to have the goods repaired or replaced if the goods fail to be of acceptable quality and failure does not amount to a major failure.

To claim warranty, please contact the place of purchase. You will need to show receipt or other proof of purchase. Additional information may be required to process your claim.

Any expenses relating to the return of your product to the store will normally have to be paid by you.

The benefits to the customer given by this warranty are in addition to other rights and remedies of the Australian Consumer Law in relation to the goods or services to which this warranty relates.

This warranty is provided by:

Electus Distribution

Address 46 Eastern Creek Drive, Eastern Creek NSW 2766

Ph. 1300 738 555