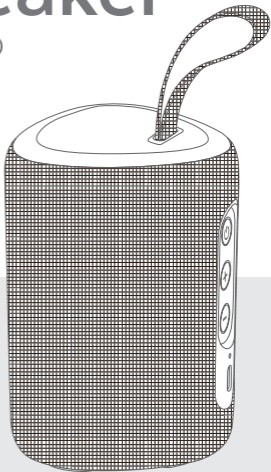


digitech

Mini Speaker

with Bluetooth®
Technology




Model:
XC5238

Instruction Manual

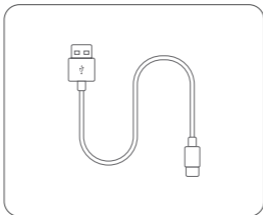
BLUETOOTH SPEAKER AND ACCESSORIES

A. Bluetooth speaker

B. USB charging cable

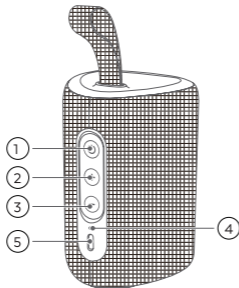







A



B


BASIC FUNCTIONS




- ①  Long press for 2S: Power on/off;
Short press once: Play/Pause; Mute/Unmute; Answer an incoming call/End a call
Short press twice: Reject an incoming call; TWS Connection;
Short press three times: Disconnect bluetooth pairing.
- ②  Short press once: Turn the volume up
Long press for 2S: Next song
- ③  Short press once: Turn the volume down
Long press for 2S: Previous song
- ④  Charging port: USB-C charging port
- ⑤  Indicator lights: BT Light/Charging Light/Low Battery Light

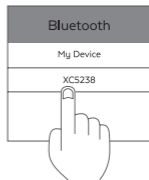
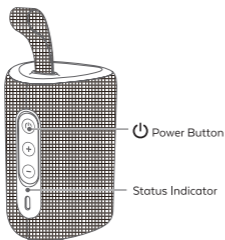
OPERATION GUIDE

1. Power On/Off

Long press “” button for 2S to power on, long press it for 2S again to power off.

2. Bluetooth Connection

It will enter to Bluetooth mode after power on, and the blue indicator will flash. Then choose “XC5238” from your devices list. You will hear a voice prompt once it is connected, and the blue indicator will stay on. Then you can start to play your music. Short press “” button three times to disconnect Bluetooth connection.



3. Volume Control

Volume Control/Previous and Next Song Control:

Short press “**+**” to increase volume; Long press for 2S to play next song; When it reaches to the maximum volume, you will hear a “Beep” voice prompt.

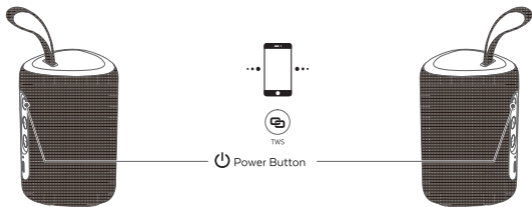
Short press “**-**” to decrease volume; Long press for 2S to play previous song;

Short press “” to pause playing, press again to resume in Bluetooth mode;

OPERATION GUIDE

4. TWS Connection

- 1) Power on two "XC5238" speakers, they will enter to Bluetooth mode.
- 2) Short press each of their " ⏻ " button twice, two speakers will go to TWS pairing and you will hear a voice prompt once they connected successfully. The master speaker's blue indicator will keep flashing, the sub-master speaker's blue indicator will stay on.
- 3) Choose "XC5238" from your device list to connect the master speaker. You will hear a voice prompt once it connected, and the blue indicator will stay on. After the two models successfully connected with your phone, you can play music on both of them at the same time.
- 4) Short press twice of each of their " ⏻ " button again to disconnect TWS pairing.



OPERATION GUIDE

5. Handsfree call

When you have a call, speaker will enter into handsfree status automatically in bluetooth connected status. When you receive an incoming call, short press the power button once to answer the call and short press it again to hang up. Short press the power button twice to reject the call.



 Power Button




OPERATION GUIDE

6. Power Saving

Under below situation, the speaker will power off to save battery power:

In BT mode, without any connection with any device for 10 minutes;

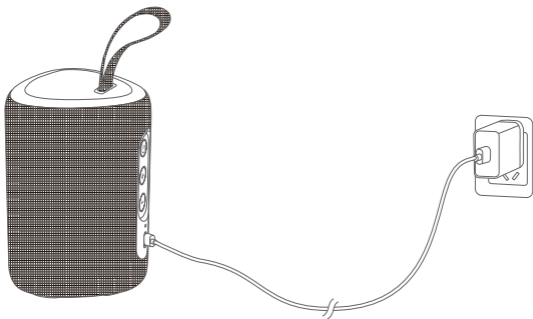
Long press “” for 2-3 seconds to power on again if the speaker powered off without any connection or playing.

7. Charging

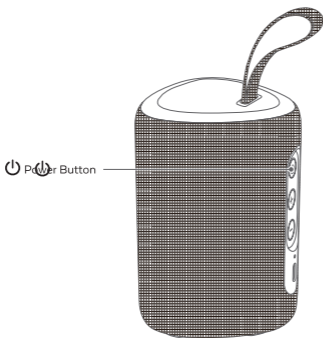
Important notice:

- Use 5V/1A or above 1A adapter

1. Please charge the speaker when hearing the low battery prompt voice.
2. Red indicator will be on when charging, and it will be off after full charged.



FUNCTION INSTRUCTIONS



Power On Status	Blue indicator will be on when power on, and enter to Bluetooth mode automatically, then the blue indicator will flash quickly(in Bluetooth searching status).
Bluetooth Status	Technical light keeps blue when bluetooth is connected.
	Blue indicator keeps flashing if your Bluetooth devices out of range or disconnected, then the speaker will be in searching status.
Charging Status	Red indicator will be on while charging and be off when charging
Low battery	Red indicator will flash quickly when the battery is low.

SPECIFICATIONS

Bluetooth Version:	5.0
Output Power:	4WRMS
Transmission Range:	Up to 10m
Frequency Response:	70Hz-18KHz
IP Rating:	IPX6
Playback Time:	3-10 Hours
Charging Time:	Up to 3 Hours
Battery:	3.7V Li-ion, 1200mA
Power:	5VDC, 1A (USB-C)
Dimensions:	110(H) x 76(W) x 72(D)mm

FREQUENTLY ASKED QUESTIONS

Q1: What kind of charger should we use for the speaker?

A: All common USB chargers can be used, while we suggest the ones 5V/1A or above 1A.

Q2: What if there is noise or discontinuous sound during playing?

A: The speaker can be normally used within 10m under no obstruction environment. If it is beyond 10m or with obstruction, there might be noise or discontinuous sound.

Q3: Why the speaker power off automatically after power on but no Bluetooth disconnection ?

A: When there is no bluetooth pairing in 10 minutes, the speaker will shut down automatically to reduce power consumption.

Q4: Why does the speaker cannot connect the once-paired cellphone?

A: First, remove the speaker's paired name from the cellphone's Bluetooth List and then restart pairing.

Q5: The speaker cannot be started up in a normal situation.

A: Please plug in the charger and try in a few minutes or try to long press power button 10-30s to reset.

FREQUENTLY ASKED QUESTIONS

Notes:

1. Please read this manual carefully before use and keep it properly.
2. For the first use, please fully charge the product.
3. Pls use certified adapter that has passed national safety certification.
4. If you do not use the product for a long time, be sure to charge it once within a month at least to maintain its performance.
5. Do not use this product in an extremely cold or hot environment, such as temperature beyonds the range of 5 C-35 C . If use it beyond the above range, the product may stop automatically to protect the internal circuit.
6. When charging it in a high temperature environment, the product may automatically stop charging to protect the battery. At this time, the charging indicator usually flashes quickly to indicate that the charging environmental temperature or the product internal temperature is too high.
7. Storage environment temperature: -5 ~ 35 °C RH<70% (recommended 25 °C ±5).

Important safety instructions:

1. Do not disassemble or repair this speaker personally, otherwise it may cause product damage or personal injury.
2. Do not use it in dusty, humid, dry, and high-temperature environment.
3. Do not place this product near a heat source, or a place with direct sunlight, a lot of dust, or mechanical vibration.
4. In order to reduce the risk of fire, please do not cover this product with newspapers, tablecloths, curtains etc., during use.
5. If the product has a waterproof feature, please do not exceed the nominal parameter range when using it.
6. When the product is damaged such as the power cord or plug is damaged, liquid enters or objects fall into the device, unable to operate normally or falls, it must be repaired.
7. When the product is fully charged, do not connect it to the charger for further long time charging.
8. The maximum ambient temperature should not exceed 40°C.

Distributed by:
Electus Distribution Pty. Ltd.
320 Victoria Rd, Rydalmere
NSW 2116 Australia

www.electusdistribution.com.au

Made in China