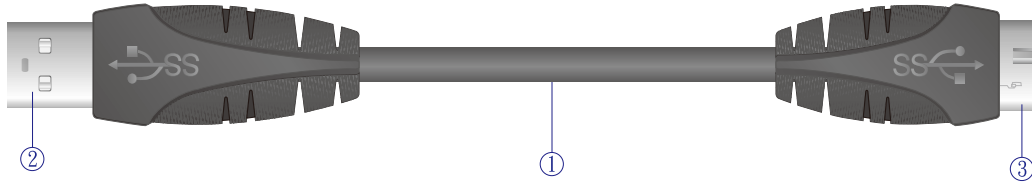
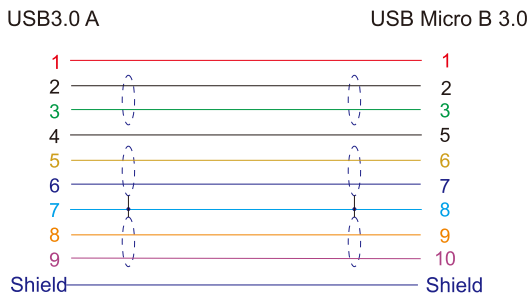


USB A Plug to USB Micro-B Plug

1 Appearance



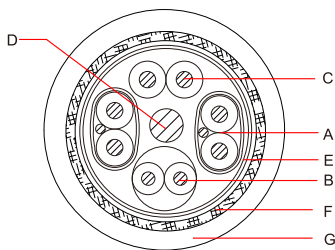
2 Wiring Diagram:



3 BOM:

NO.	PART NO	DESCRIPTIONS	Q'TY
①	01-1055B	Cable	1
②	02-1441P	USB A Plug	1
③	02-1445P	USB Micro B Plug	1

4 Cable specs:



A	Conductor	∅0.08mm/7 32AWG OFC tinned copper wires
	Insulator	∅0.58mm FPE+SKIN
	Drain	∅0.08mm/7 32AWG OFC tinned copper wires
	Shield	Aluminium foil+Mylar
B	Conductor	∅0.08mm/7 32AWG OFC tinned copper wires
	Insulator	∅0.5mm HDPE
C	Conductor	∅0.254mm/7 22AWG, OFC tinned copper wires
	Insulator	∅1.1 SRPVC
D	Filler	Filler
	Shield	Aluminium foil
E	Drain	∅0.127mm/7 28AWG ,OFC tinned copper wires
	Shield	∅0.12mm/ 16x6 copper braided
F	Shield	∅0.12mm/ 16x6 copper braided
G	Jacket	∅4.5mm PVC in black color

5 Packaging:

Cust No.	Code No.	Blister	Inner carton	Export carton
WC7774	PL358-0180	P2A	10	200