

# protech

TL4392

# 3D Printer Filament Vacuum Bags

Pack of 6

## USER MANUAL


Distributed by:  
Electus Distribution Pty. Ltd.  
320 Victoria Rd, Rydalmere  
NSW 2116 Australia

[www.electusdistribution.com.au](http://www.electusdistribution.com.au)

Made in China


## USER MANUAL

01



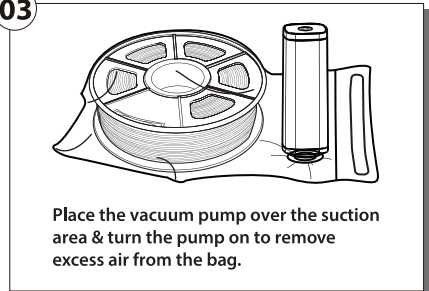
Put the filament into the vacuum bag.

02



Use the slider to seal the double zipper.

03



Place the vacuum pump over the suction area & turn the pump on to remove excess air from the bag.

### Attention:

- Do not exceed the warning line of vacuum bags.
- Please remember to press the suction hole to prevent air leakage after air suction.
- The 26 x 34cm bag is suitable for 600g filament rolls.
- The 30 x 34cm bag is suitable for 1kg filament rolls.
- Once the filament has been vacuum sealed, store in a cool place and away from direct sunlight.

