

SLIC3D

Mini Auto Vacuum Pump

with 3D Printer filament
storage bags

TL4390

USER MANUAL

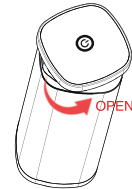
Distributed by:
Electus Distribution Pty Ltd
46 Eastern Creek Dr,
Eastern Creek NSW 2766 Australia

1300 738 555
www.electusdistribution.com.au

Made in China

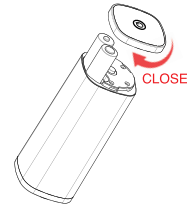
USER MANUAL

01



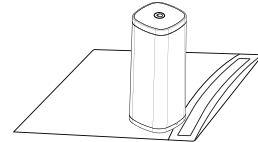
Open the battery cover by rotating it counter-clockwise.

02



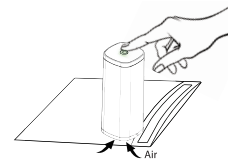
Insert 4 x AA Batteries.

03



Place the vacuum hole on the pump over the suction valve of the bag and press down gently.

04



Press the power button at the top of the pump to begin removing excess air. The pump will automatically stop once all excess air has been removed.