

# protech

TL4390

# Mini Auto Vacuum Pump

with 3D Printer filament storage bags

## USER MANUAL

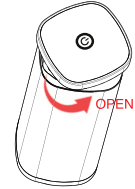
Distributed by:  
Electus Distribution Pty. Ltd.  
320 Victoria Rd, Rydalmere  
NSW 2116 Australia

[www.electusdistribution.com.au](http://www.electusdistribution.com.au)

Made in China

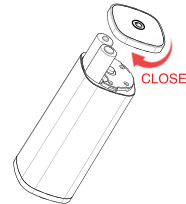
## USER MANUAL

01



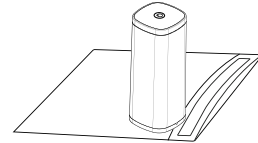
Open the battery cover by rotating it counter-clockwise.

02



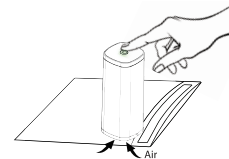
Insert 4 x AA Batteries.

03



Place the vacuum hole on the pump over the suction valve of the bag and press down gently.

04



Press the power button at the top of the pump to begin removing excess air. The pump will automatically stop once all excess air has been removed.

