

RTM ROAD TECH MARINE Pop Up Beach Tent

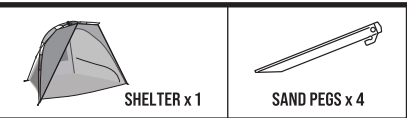
Unpack the shelter in an open area, ensuring there are no sharp objects in the vicinity as they may damage fabric. Avoid unpacking on concrete or hard surfaces as abrasion can damage the fabric.

WARNING: KEEP ALL FLAME AND HEAT SOURCES AWAY FROM THIS SHELTER FABRIC.

Extreme caution: never use any fuel burning oxygen consuming devices or any devices that produce any fumes, including stoves, lanterns, candles or heaters in or around your shelter. This could result in carbon monoxide poisoning, injury and/or death.

- always ensure the shelter is firmly secured to the ground before use.
- designed for temporary use only and not as a permanent structure.
- do not smoke in or near the shelter.

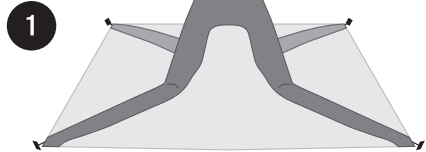
PARTS



CAUTION: BE CAREFUL NOT TO GET FINGERS CAUGHT WHEN SETTING UP AND PACKING DOWN THE SUN SHELTER

SETUP

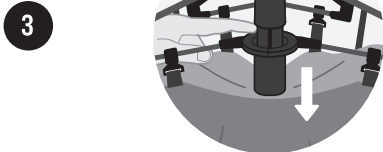
Lay shelter flat with hub upright.



Lift the hub upward.



Lock the hub by pushing the lower section down.



Use guy ropes and pegs when extra stability is required x 4.



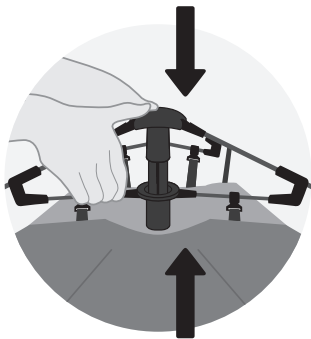
Secure each corner of the shelter with sand pegs. Fill sand pockets [at rear] for added stability.



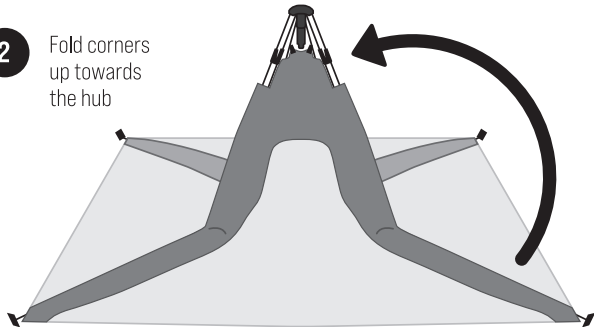
TAKE DOWN

NOTE: REMOVE PEGS AND EMPTY SAND POCKETS BEFORE TAKING DOWN THE SHELTER.

1 Unlock the central hub and collapse the shelter by pressing together the lower and upper arms

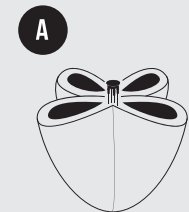


2 Fold corners up towards the hub

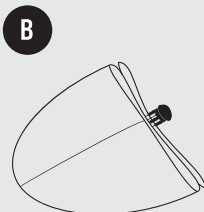


PACKING AWAY

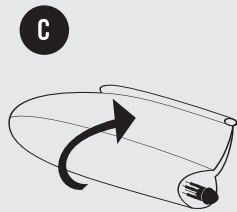
NOTE: DO NOT STORE WHEN DAMP OR WET. ENSURE THE SHELTER IS DRY BEFORE STORING.



Allow loose fabric to flower out.



Lay the shelter on its side keeping poles tight to the hub.



Roll the shelter up before returning to bag.

Materials: Polyester fabric, polyethylene floor, fibreglass poles.

Care Instructions: Wipe clean with a damp cloth. Do not use abrasive materials or solvents. Ensure beach shelter is clean and 100% dry before storing to prevent mould and mildew. Store in a dry place. Take care not to get fingers caught when opening and closing beach shelter. Long exposure to the sun may result in some loss of colour.

FIRE PRECAUTIONS: Please remember that your Sun Shelter is made of flammable materials. Therefore, follow these common sense rules:

- a) Do not place cooking, heating or lighting appliances near Shelter.
- b) Do not smoke inside Sun Shelter

WARNING: The UPF50+ rating is for the canopy material only. The amount of sun protection received will vary depending on the correct positioning of the shelter. Please note the suggested positioning. Reflective rays can also cause sun burn. Sunscreen should be worn at all times.

CAUTION: We recommend the use of maximum protection sunscreen when outdoors. The Sun Shelter material provides UPF50+, however it is important that you set the Shelter up so that shade is maximized. It is common sense that if there is direct sunlight on occupants in the Shelter then the material cannot afford you any protection.

Our product is guaranteed to be free from manufacturing defects for a period of 12 Months. If your product becomes defective during this period, Electus Distribution will repair, replace, or refund where a product is faulty; or not fit for intended purpose. This warranty will not cover modified product; misuse or abuse of the product contrary to user instructions or packaging label; change of mind and normal wear and tear. Our goods come with guarantees that cannot be excluded under the Australian Consumer Law. You are entitled to a replacement or refund for a major failure and for compensation for any other reasonably foreseeable loss or damage. You are also entitled to have the goods repaired or replaced if the goods fail to be of acceptable quality and failure does not amount to a major failure. To claim warranty, please contact the place of purchase. You will need to show receipt or other proof of purchase. Additional information may be required to process your claim. Any expenses relating to the return of your product to the store will normally have to be paid by you. The benefits to the customer given by this warranty are in addition to other rights and remedies of the Australian Consumer Law in relation to the goods or services to which this warranty relates.