

CUSTOMER'S NAME

ALPHA REFERENCE NO.

SP09120088



ELECTUS DISTRIBUTION

SPECIFICATION

PART NO.	ALPHA MODEL NAME
1.	SR2612F-0403-38F5B-D8-N
	SR1216

MODEL NAME
MODEL NO.

APPROVAL

PREPARED BY	REVIEWED BY	APPROVED BY
 吳麗君 98.12.10		 王茂松 98.12.10



ALPHA

台灣艾華電子工業股份有限公司

桃園市中正路1221~1223號9樓

TAIWAN ALPHA ELECTRONIC CO., LTD.

9F, NO. 1221, Chung Cheng Rd., Taoyuan, Taiwan

TEL:886-3-3577799 FAX:886-3-3577700

E-mail:sales@taiwanalpha.com.tw

URL:http://www.taiwanalpha.com

ROTARY SWITCH

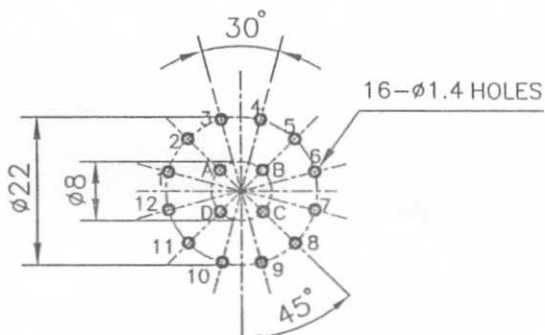
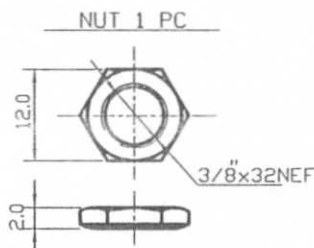
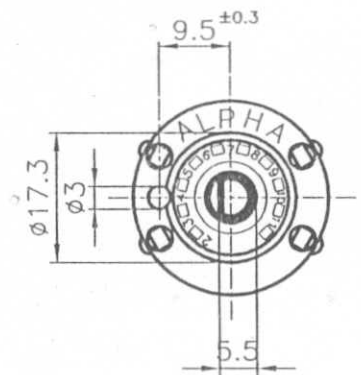
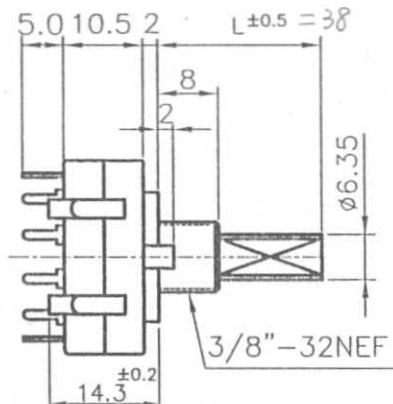
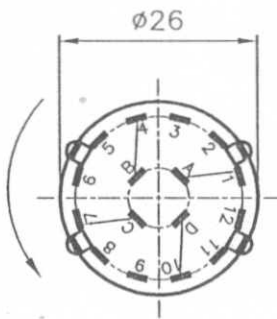
MODEL

SR2612F-0403-LF5B-D8-N

SPECIFICATIONS

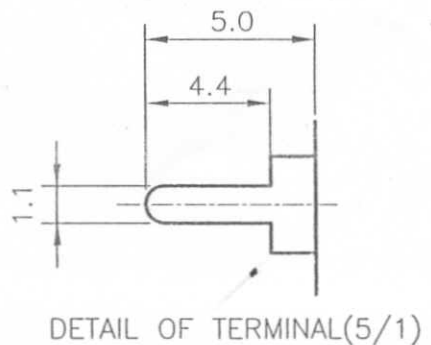
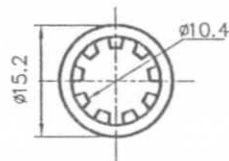
Rating	AC125V 0.3A
Contact Resistance	50 mΩ Max.
Insulation Resistance	DC500V-100 MΩ Min.
Withstand Voltage	AC500V-1 Minute
Rotation Torque	0.5±0.2 Kg-cm
Sizes (m.m)	As Following Drawings

DIRECTION OF ROTATION



P.C.B. MOUNTING HOLE

TEETH WASHER t=0.5



DETAIL OF TERMINAL(5/1)

- NOTE: 1. TOLERANCES UNLESS OTHERWISE SPECIFIED: ±0.4mm
 2. ACCESSORY PARTS: 3/8" HEXAGON NUT ONE PIECE & LOCKWASHER ONE PIECE.
 3. TIMING: NON- SHORTING

Date

2005.03.15

DWN




CHKD



APP'D



TAIWAN ALPHA ELECTRONIC CO., LTD.

	Specification Rotary switch SR26XXF	DOC. No: Rev. A
		Date:
		Author: 何建志
		Approved: 王茂松

CONTENTS 内容

Section	Description	Page
1.0	Test Conditions	2
2.0	Outside Dimension	2
3.0	Mechanical Performance	2-3
4.0	Electrical Performance	3
5.0	Endurance Performance	3-4
6.0	Note	4

	Specification Rotary switch SR26XXF	DOC. No: _____ Rev. A
		Date: _____
		Author: 何建志
		Approved: 王茂松

1. TEST CONDITIONS


Standard test conditions shall be 5-35°C in temperature and 45-85% RH in humidity.
Should any doubt arise in judgment test shall be conducted at 20±2°C and 65±5% RH.

2. OUTSIDE DIMENSION

Append drawing.

3. MECHANICAL PERFORMANCE

Item	Test Condition	Specification
3.1 Operating force	Operation temperature:-10°C ~ +70°C Storage temperature:-40°C ~ +85°C	0.5±0.2kgf-cm
3.2 Control strength	A static load of 1000gf-cm shall be applied in the operating direction and tensile direction of the unit for one minute.	N/A
3.3 Terminal strength	A static load of 1000gf-cm shall be applied to the tip of the terminal in a desired direction for one minute. The number of tests shall be one per terminal.	N/A
3.4 Control wobble	Shall be measured by applying a static load of 100gf-cm to the tip of control unit.	Less than 1 mm
3.5 Soldering	Regarding preheating, the entire flow duration should not exceed 2 minutes, and soldering surface temperature (undersurface of PCB) shall be settled within 100°C. Temperature of solder 260±5°C Duration of dipping 4±0.5 seconds	More than 90% of the dipped part shall be covered by solder

	Specification	DOC. No: _____ Rev. A
	Rotary switch	Date: _____
	SR26XXF	Author: 何建志
		Approved: 王茂松

3.6 Soldering heat resistance Flow soldering condition: No abnormalities shall be observed in appearance and operation shall be assured.
to be performed in 4±0.5 seconds within 260±5°C
Manual soldering condition:
to be performed in 3±0.5 seconds Max within 350±5°C

3.7 Shaft stopper strength: N/A More than 5kg-cm

3.8 Bushing mount strength: N/A 5kg-cm min

4. ELECTRICAL PERFORMANCE

Item	Test Condition	Requirement
4.1 Rating	N/A	AC125V 0.3A
4.2 Contact resistance	Shall be measured at 1KHz±200Hz (Max 20mV, Max 50mA) or 5V DC, 1A by a voltage drop method	Less than 50mΩ
4.3 Insulation resistance	Shall be measured by applying 500V DC, between all terminals and between the terminal and the frame for 1 minute ± 5 seconds	More than 100MΩ
4.4 Withstand voltage	500V AC (50~60Hz, 2mA) Shall be applied between all terminals and between the terminal and frame for one minute	N/A

	Specification Rotary switch SR26XXF	DOC. No: Rev. A
		Date:
		Author: 何建志
		Approved: 王茂松

5. DURABILITY

5.1 Operating life under no load

10,000 cycles of operation shall be performed continuously at a rate of 15-20 cycles per minute without load. After operating life test, shall be in accordance with the following specifications.

Contact resistance:
less than 80mΩ
Insulation resistance:
more than 50MΩ
Withstand Voltage:
250V AC per one minute
Operating force:
less than +10%,-30%
for initial operating force

5.2 Operating life under load

10,000 cycles of operation shall be performed continuously at a rate of 15-20 cycles per minute with resistive load of 125V AC, 0.3A
After operating life test , shall be in accordance with the following specifications.

Contact resistance :
less than 100mΩ

Other specifications are the same as operating life under no load.

6. NOTE

Terminals top side is covered by flux resist resin.