

RAVE



User Manual

Multi-Coloured LED

Disco Ball

SL-3509

USER MANUAL

Thank you for purchasing this LED Magic Ball, for the sake of the safety and regular operation of this product, please read the manual carefully before use.

UNPACKING












Open the package to check if any damage has been caused in transportation. Before turning it on, be sure that the light is safe and there are no exposed wires. Please make sure the main voltage is within 100-240V, otherwise the lifetime of the LED will be reduced. Any misuse and damage will void the warranty. There are two control models on our products: Digital control and Remote control.



WARNING! KEEP BUTTON BATTERIES OUT OF REACH OF CHILDREN

- If swallowed a lithium button battery may lead to serious or fatal injury in as little as 2 hours, due to chemical burns and potential perforation of the oesophagus.
- Non-lithium button batteries battery can cause serious injuries if it is swallowed or placed inside any part of the body.
- All button batteries must be kept away from children regardless if they are new or used.
- If you suspect your child has swallowed or inserted a button battery immediately call the 24-hour Poisons Information Centre on 13 11 26 (Australia) or 0800 764 766 (New Zealand) for fast, expert advice.
- If your child is having difficulty breathing contact 000 (Australia) or 111 (New Zealand).
- Dispose of used button batteries immediately and safely out of the reach of children. A battery can still be dangerous even when it can no longer operate the device.
- As soon as you have finished using a button battery, put sticky tape around both sides of it. This will make it harder for children to swallow the button battery and avoid the risk of the battery catching fire.
- Immediately dispose of button batteries immediately out of reach of children, or recycle using a child resistant container and take used cells to your local battery collection centre.

REMOTE CONTROL

	Power On/Off
	For changing mode between sound-activated mode and gradual mode
	LED light rotating position clockwise, counter-clockwise, fixed
	Rotating speed fast, normal, slow (3 levels)
	Flash
	Music Control
	Memorise the mode you prefer, product will automatically use the mode when you start again
	Red and pink LED Strobe
	Green and Orange LED Strobe
	Blue and white LED Strobe
	RGB and white LED Strobe

TECHNICAL SPECIFICATIONS

Power Input:	100-240VAC @ 50-60Hz
Power Consumption:	30W
Light Source:	6x3W RGBWYP LED

TECHNICAL SPECIFICATIONS

- Please make sure to turn off the light before installation and maintenance.
- Please make sure when operating the light you have good ventilation.
- This light is designed for indoor use. Please keep it dry whenever using it. Installation and maintenance should be done by a technician.
- Don't use any voltage that does not comply with the specifications shown.
- Don't stare at the lighting source; it may damage your eyes.
- Don't operate unless there is stable voltage.
- Don't use in a moist environment.

Distributed by:
TechBrands by Electus Distribution Pty. Ltd.
320 Victoria Rd, Rydalmere
NSW 2116 Australia
Ph: 1300 738 555
Int'l: +61 2 8832 3200
Fax: 1300 738 500
www.techbrands.com