

protech

# PCB Holder with LED Magnifier

HOBBYIST



## User Manual

QM3519

## GENERAL INFORMATION & SAFETY INSTRUCTIONS

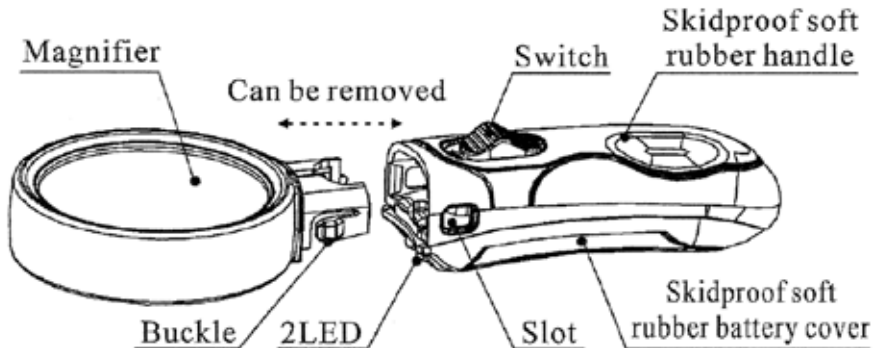
- To avoid eye damage or blindness, do not use the magnifying glass to look at the sun or bright lights.
- To avoid catching fire, do not leave the magnifying glass in direct sunlight.
- Use a soft cloth or paper to clean the magnifying lens.
- Do not wipe the magnifying glass with gasoline, alcohol, or a chemical like banana water.
- Never immerse the handle in water.

**WARNING: The manufacturer is not responsible for any potential injury from misuse**

## BOX CONTENTS

- 1 x Handle with 2 Super Bright White LEDs
- 3 x Interchangeable Lenses (Magnification: 2.5X, 5X and 16X)
- Requires 3 x AAA batteries (not included)

## OVERVIEW



## APPLICATIONS

Offices, hospitals, schools, printing, homes, electronics, archaeology, stamps collecting, mechanical processing and so on.

## BEFORE FIRST USE

Prior to using your product, please read all the safety and operating instructions thoroughly. Please ensure you follow the steps below before using the product. We recommend you keep the original packaging for storing the product when not in use.

Please pay close attention to the section entitled Important Safety and General Instructions. Find a safe and convenient place to keep this instruction manual for future reference.

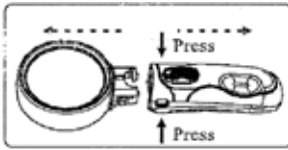
Unpack the product but keep all packaging materials until you have made sure your new product is undamaged and in good working order. Ensure you have all accessories listed in this manual.

## FEATURES

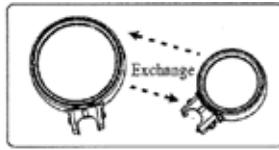
- Three interchangeable lenses at magnifications of 2.5X, 5X, and 16X allow a multitude of applications.
- The ergonomically designed light-weight handle wrapped in soft rubber creates a firm grip on the handle for long-term use to prevent fatigue.
- Triangle overlapped battery compartment configuration minimise space and improves battery storage capacity of LEDs.
- Turning the LEDs on and off is simple with the LED toggle switch push plate.
- Interchangeable lenses for various magnifications can be quickly released and fastened thanks to the locking mechanism.
- The lenses are comprised of impact and scratch resistant reinforced acrylic resin material.
- Two ultra-bright LEDs built into the magnified item boost vision when light is insufficient, lighting the enlarged item and providing a crisper view.

## OPERATING GUIDE

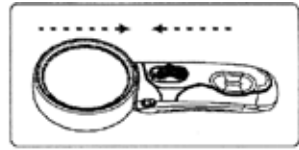
### Primary Mirror Removal



Disassemble



Select Magnification



Installation

Choose a lens based on the magnification you require. In the handle, place the lens. When you fasten the tabs in the slots, you'll hear a click to confirm it's locked. Release the two tabs from the slots with your thumb and index finger while gripping the handle to adjust the lens. Then remove the lens and replace it with one that is appropriate for the magnification necessary.

### Focusing

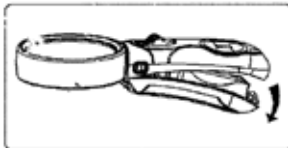
Position the magnifying glass on the object and move back and forth until it is clear.

### Lighting

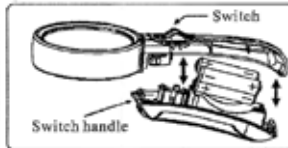
When there isn't enough light, turn the switch to "On" to illuminate the object for a better perspective. To avoid damaging the lens, remove the lens from the handle if you want to use the handle as a torch.

## REPLACING THE BATTERIES

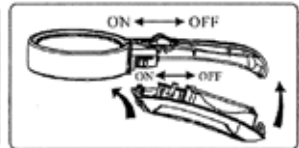
To remove the battery compartment from the handle, press the battery switch. To detach the battery compartment from the handle, pull it out. Then take out the batteries and replace them with three new AAA cells that match the polarity within the compartment. Replace the battery compartment on the handle and secure it.



Open battery compartment



Insert three "AAA" new batteries



Confirm the switch push plate and the switch remains before or after the agreement, close the battery cover



## WARRANTY

Our product is guaranteed to be free from quality and manufacturing defects for a period of 12 Months.

If your product becomes defective during this period, Electus Distribution will repair, replace, or refund where a product is faulty; or not fit for intended purpose.

This warranty will not cover modified product; misuse or abuse of the product contrary to user instructions or packaging label; change of mind and normal wear and tear.

Our goods come with guarantees that cannot be excluded under the Australian Consumer Law. You are entitled to a replacement or refund for a major failure and for compensation for any other reasonably foreseeable loss or damage. You are also entitled to have the goods repaired or replaced if the goods fail to be of acceptable quality and failure does not amount to a major failure.

To claim warranty, please contact the place of purchase. You will need to show receipt or other proof of purchase. Additional information may be required to process your claim. Should you not be able to provide proof of purchase with a receipt or bank statement, identification showing name, address and signature may be required to process your claim.

Any expenses relating to the return of your product to the store will normally have to be paid by you.

The benefits to the customer given by this warranty are in addition to other rights and remedies of the Australian Consumer Law in relation to the goods or services to which this warranty relates.

This warranty is provided by:

Electus Distribution  
46 Eastern Creek Drive,  
Eastern Creek NSW 2766  
Ph. 1300 738 555

Distributed by:  
Electus Distribution Pty Ltd  
46 Eastern Creek Dr,  
Eastern Creek NSW 2766 Australia  
Ph 1300 738 555

[www.electusdistribution.com.au](http://www.electusdistribution.com.au)