

USB-C Inspection Camera

HOBBYIST



User Manual



Please read and save all instructions to ensure safe and effective use of this product.

QC8720

GENERAL INFORMATION & SAFETY INSTRUCTIONS

- The camera is not made of heat-resistant and high-temperature materials.
- Maximum temp rating is 56°C.
- When not in use, clean lens with a soft cloth and store away from oils or corrosive chemicals.
- If the inspection camera is damaged, please do not disassemble it yourself, contact the place of purchase or the authorised repair center.
- The product is an industrial inspection camera and is not intended for medical use.

WARNING: The manufacturer is not responsible for any potential injury from misuse.

BEFORE FIRST USE

Prior to using your product, please read all the safety and operating instructions thoroughly. Please ensure you follow the steps below before using the product. We recommend you keep the original packaging for storing the product when not in use.

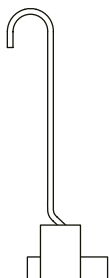
Please pay close attention to the section entitled Important Safety and General Instructions. Find a safe and convenient place to keep this instruction manual for future reference.

Unpack the product but keep all the packaging materials until you have made sure your new product is undamaged and in good working order. Ensure you have all accessories listed in this manual. Plastic wrapping can be a suffocation hazard for babies and children so ensure all packaging materials are out of their reach.

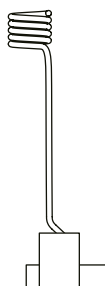
BOX CONTENTS



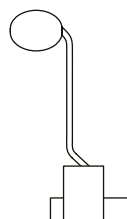
Fixing device



Hook



Magnet



Mirror


USAGE INSTRUCTIONS

Install APP

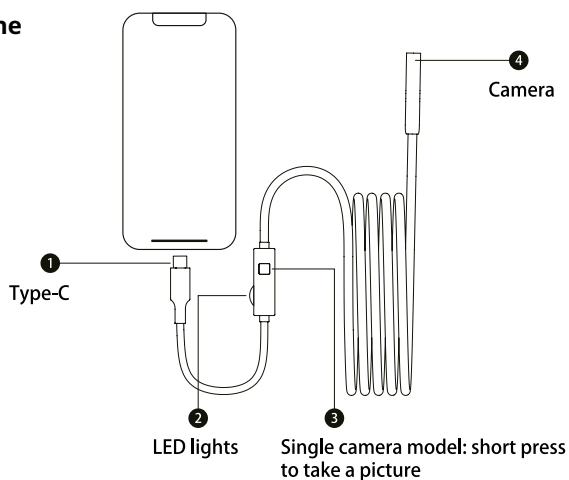
Method 1: For IOS users, please search “UseePlus” in App store, download and install. System support (IOS 9+ and above)

Method 2: Scan the QR code, choose to download the APP. System support (iOS 9.0+ and above)


Method 3: Search for the “UseePlus” app in the Google Play Store for Android and download and install the system Support 4.2+ and above.



Plug in Phone



App Introduction



1. Settings

2. Connection status

3. Camera

4. File

5. Return

6. Screen rotation

7. Take photos /

Record video

8. File

9. Image comparison

10. Color / Black and
white

11. Zoom in and out

SPECIFICATIONS

Camera Diameter	7.9mm
Camera Resolution	2MP
Viewing Angle	70°
Focusing Range	2-10cm
Operating Temperature	0°C to 56°C
Camera Temperature	0°C to 80°C

WARRANTY

Our product is guaranteed to be free from quality and manufacturing defects for a period of 12 Months.

If your product becomes defective during this period, Electus Distribution will repair, replace, or refund where a product is faulty; or not fit for intended purpose.

This warranty will not cover modified product; misuse or abuse of the product contrary to user instructions or packaging label; change of mind and normal wear and tear.

Our goods come with guarantees that cannot be excluded under the Australian Consumer Law. You are entitled to a replacement or refund for a major failure and for compensation for any other reasonably foreseeable loss or damage. You are also entitled to have the goods repaired or replaced if the goods fail to be of acceptable quality and failure does not amount to a major failure.

To claim warranty, please contact the place of purchase. You will need to show receipt or other proof of purchase. Additional information may be required to process your claim. Should you not be able to provide proof of purchase with a receipt or bank statement, identification showing name, address and signature may be required to process your claim.

Any expenses relating to the return of your product to the store will normally have to be paid by you.

The benefits to the customer given by this warranty are in addition to other rights and remedies of the Australian Consumer Law in relation to the goods or services to which this warranty relates.

This warranty is provided by:

Electus Distribution
46 Eastern Creek Drive,
Eastern Creek NSW 2766
Ph. 1300 738 555