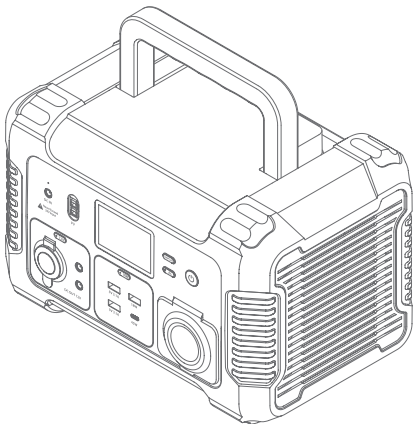




Portable Power Station 500W USER GUIDE



Before using or storing, please read this user guide carefully, and charge your Portable Power Station with the included charging adapter

Introduction

Thank you very much for purchasing our multi-function portable power station. In case of power failure or you need to charge on a trip, you can temporarily charge your electrical or digital products with this product. This power station is built with a high quality lithium-ion battery, supports USB, DC 12V and AC output. Before using this product, please read the user manual carefully and keep it in good condition.

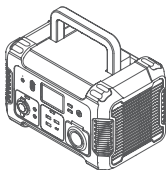
What's In The Box

A: Portable Power Station - 500W

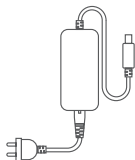
B: AC Charging Adapter

C: Car Charger Cable

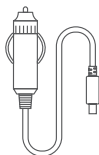
D: User Guide



A



B

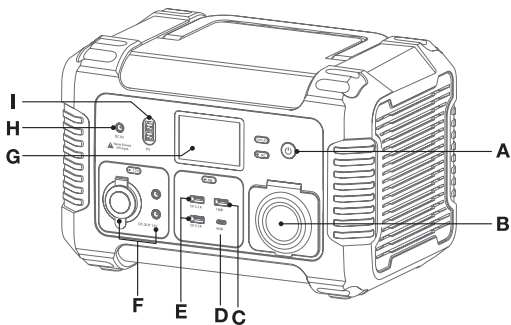


C



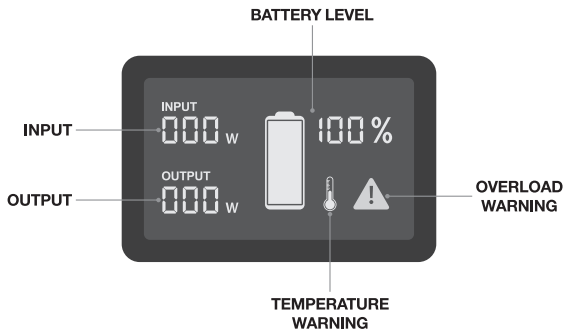
D

Portable Power Station - 500W



- A.** Main Power Button
- B.** AC Output
- C.** USB-A QC Output
- D.** USB-C PD Input/ Output
- E.** USB-A Output
- F.** 12V Output
- G.** LCD Display
- H.** DC Input Port
- I.** Solar Charging Port

LCD Display



INPUT: shows the amount of power (watts) going into the Portable Power Station while charging.

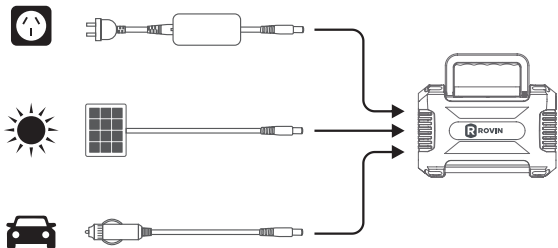
OUTPUT: shows the amount of power (watts) your devices are using while plugged into the Portable Power Station.

BATTERY LEVEL: shows 10 segments, approximating 10% - 20% - 30% - 40% - 50% - 60% - 70% - 80% - 90% - 100% capacity. When charging your Portable Power Station, you will notice a battery segment blinking. This indicates the current charge status. Once fully charged, all battery segments will be lit and remain solid.

OVERLOAD WARNING: power draw exceeds the port's maximum allowance, indicated by red light on the port's button.

TEMPERATURE WARNING: the unit is over-heating.

Charging Your Power Station



Charging from wall charger:

Using the included AC charging adapter, plug your Portable Power Station into any wall outlet. You will know the Portable Power Station is fully charged when the LCD display shows the number 100%.

Charging from solar panel:

The 5.5mm DC input port is compatible with charging from solar panels.

1. Place your solar panel where it will get as much direct sunlight as possible.
2. Solar charge times depend on weather conditions.

IMPORTANT NOTE: When solar recharging your Portable Power Station, take note of the voltages of the solar panels. Individual solar panels, or solar panels chained in series in excess of 24V cannot be used with the Portable Power Station and can cause serious damage to the unit.

Charging from your car:

Although not recommended because of slow charge times, you can charge your Portable Power Station from any 12V source, like your car.

Using Your Power Station

What it powers



Light



Phone



Laptop



Mini Fridge

... and many more

How to use your Portable Power Station:

1. Press and hold the Main Power Button for 2 seconds. The power station will be turned on.
2. Press and hold the AC Button for 2 seconds to turn on/off AC output port.
3. Press the 12V/ USB Button to turn on/off the corresponding output port.
4. You'll know the output port is turned on when the green LED light on the button is illuminated.
5. Press the DISPLAY Button turn on/off the LCD display.
6. When not using certain ports, make sure to turn them off to conserve power.

Best-use strategy:

- When charging a device with your Portable Power Station, take note of the LCD Battery Display. Make sure that the electronic device you are powering works properly prior to use. The max. power consumption for electronic devices is 300W.
- If you plug in devices that have a high power requirement (a large refrigerator etc.), the charge level of your Portable Power Station can drop very quickly and you may not get exactly 281Wh of energy. Also, especially when using the AC power output, the Portable Power Station will be converting the energy from the DC power of the battery to the AC power needed by your device. Although the Portable Power station has a highly efficient inverter, there is still some energy lost in the conversion and you will not get the full rated capacity of the battery.

Appropriate temperature usage:

Cold temperatures can impact both the battery capacity and the output power. The Portable Power Station can power your devices at temperatures ranging from -10°C to 40°C. If your working temperature is beyond this range, the Portable Power Station may stop working.

Technical Specifications

Battery

Cell Type: Lithium-ion

Pack Capacity: 505Wh(21.6V, 23.4Ah)

Lifecycles: 500 cycles to 80% capacity

Shelf-life: Charge every 3-6 months

Management System: MPPT charge controller, BMS

Ports

AC Output Port: 220V, 50Hz (500W, 750W surge)

12V DC 5.5mm Port(output): 12V/ 5A, 60W max

12V Car Port(output): 12V/ 10A, 120W max

USB-A Ports(output): 5V/ 3.1A

USB-A QC Port(output): 5-9V, 18W max

USB-C PD Port(input/ output): 5-20V, 45W max

DC Charging Port(5.5mm, input): 11-24V, 72W max

Solar Charging Port(PV, input): 11-26V, 120W max

General

Weight: 5.8kg

Dimension: 300*200*192.6mm

Operating Temp.: -10°C~40°C

Charging Temp.: 0°C-40°C

Warranty: 12 months

Troubleshooting

If your devices are not recharging from the Portable Power Station, follow these steps:

1. Ensure the output port has been turned on. The green LED light on the power button should be lit up.
2. Check the Battery Display. If it is at 20% or below, charge it.
3. Verify your device is suitable for use with the Portable Power Station:
 - a. All of the output ports have their own max power capacity. Check the Tech Specs to ensure your device is compatible.
3. Check the LCD Display for warning icons:
 - ▲ **OVERLOAD WARNING:** Power draw exceeds the port's maximum allowance, indicated by red light on the port's button. You need to remove the device from the corresponding port, first and then press the button of the port to recover.
 - ⚠ **TEMPERATURE WARNING:** The power station gets over-heating, allow it to cool, and then press the Main Power button to recover.

Frequently Asked Questions

What type of battery is in the Portable Power Station?

The Portable Power Station contains a battery pack which consists of an array of cylindrical 18650 lithium battery cells with high energy density.

Can I charge the Portable Power Station while supplying power at the same time?

When the Portable Power Station is recharging, the USB and DC 12V output ports are workable, but the AC output is shut down at this period.

Can I take my Portable Power Station on a plane?

No, you are not permitted. The Portable Power Station contains a large number of lithium-ion batteries with a capacity considered to be hazardous by airlines.

How do I know if my device will work with the Portable Power Station?

You'll need to determine the amount of power your device requires. This may require some research on your end. A good internet search or examining the user guide for your device should suffice. To be compatible with the Portable Power Station, you should use devices that require less than 500W.

Security And Maintenance

- Do not short-circuit the unit. To avoid short-circuiting, keep the unit away from all metal objects (e.g. coins, hair-pins, keys, etc.).
- Do not heat the unit, or dispose of it in fire, water or other liquids. Keep away from high temperatures. Do not expose the unit to direct sunlight.
- Keep away from high humidity, dusty places.
- Do not disassemble or reassemble this unit.
- Do not drop, place heavy objects on, or allow strong impact on this unit.
- This appliance is not intended for use by persons (including children) with reduced physical, sensory or mental capabilities, or lack of experience and knowledge, unless they have been given supervision or instruction concerning use of the appliance by a person responsible for their safety.
- Children should be supervised to ensure that they do not play with the appliance.
- Do not cover the device with towels, clothing and other items.
- Use the unit properly to avoid electronic shock.
- Please deal with scrap products in accordance with the regulations, do not treat the built-in battery as household garbage, so as not to cause explosions and pollution.
- The product is only used for emergency power station. It can not replace the standard DC or AC power of household appliances or digital products.

Distributed by:
Electus Distribution Pty. Ltd.
320 Victoria Rd, Rydalmere
NSW 2116 Australia

www.electusdistribution.com.au

Made in China