

# POWERTECH PLUS

## Universal 4 Channel Ni-MH Battery Charger with LED indicator MB-3557 User Manual

### Quick Start:

Use this battery charger to charge 1-4 AA or AAA Nickel Metal-Hydride (Ni-MH) batteries by USB power.

### Features:

- 4 channels to charge AA or AAA Ni-MH batteries
- 4 blue LED indicators – individual status (Overnight charge)
- Worldwide use
- USB powered (22cm cable included)

### Specifications:

Input: 5VDC, 0.7A

Output:

AA: 160mA

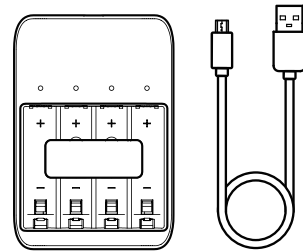
AAA: 60mA

Weight: 55g

Dimensions: 66.5(W) x 98(H) x 23(D)mm

Size	Pcs	Charging Current	Capacity	Time
AA	1-4	160mA	1000 - 1500 mAh 1600 - 2100 mAh	8-11 hours* 12-16 hours*
AAA	1-4	60mA	500 - 800 mAh	10-16 hours*

\* Charging time will vary depending upon the capacity, brand and state of battery being charged.

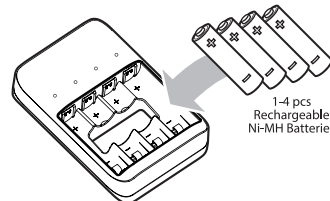


Charger unit

Supplied USB-A to  
Micro USB Cable

### Charging:

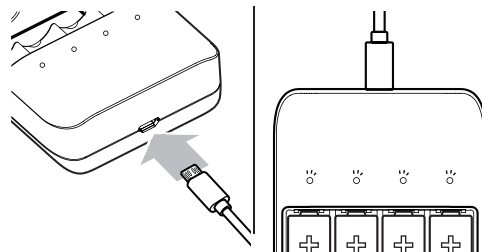
1. Insert 1 to 4 rechargeable Ni-MH AA / AAA size batteries into the battery compartment. Make correct contact for polarity (+ and -) according to the sign in the battery compartment.



1-4 pcs  
Rechargeable  
Ni-MH Batteries

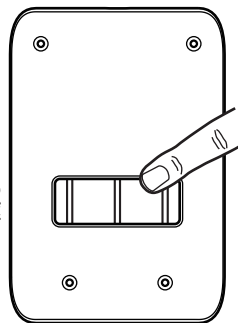
2. Connect the charger with supplied micro USB cable into a standard USB port (5VDC, 0.7A).

Note: The BLUE LEDs will illuminate to indicate that the batteries are charging. During charging, the LEDs will remain constantly illuminated. The LEDs are not switched off when the batteries are fully charged.



3. Observe the charging time. Remove the batteries from the charger when the charging is finished. Unplug the charger and remove the batteries from the charger when not in use.

(At the back side of charger)  
Push to release  
batteries



### Caution:

1. Before charging, read the instructions.
2. This charger is intended for Ni-MH rechargeable batteries only. Attempting to charge non-rechargeable batteries may cause personal injury and damage to the charger.
3. Do not expose charger to rain or moisture.
4. Do not use the charger in direct sunlight.
5. Remove from power when not in use.
6. Do not operate the charger if it has been subjected to shock or damage.
7. Do not disassemble the charger. Incorrect reassembly may result in a risk of electric shock or fire.
8. Unplug the charger from USB port before attempting any maintenance or cleaning. Use damp cloth to clean the surface, do not immerse into water.
9. Before disposing of your charger, remove batteries from the unit and ensure they are disposed of safely.

**THIS APPLIANCE CAN BE USED BY CHILDREN AGED FROM 8 YEARS AND ABOVE AND PERSONS WITH REDUCED PHYSICAL, SENSORY OR MENTAL CAPABILITIES OR LACK OF EXPERIENCE AND KNOWLEDGE IF THEY HAVE BEEN GIVEN SUPERVISION OR INSTRUCTION CONCERNING USE OF THE APPLIANCE IN A SAFE WAY AND UNDERSTAND THE HAZARDS INVOLVED. CHILDREN SHALL NOT PLAY WITH THE APPLIANCE. CLEANING AND USER MAINTENANCE SHALL NOT BE CONDUCTED BY CHILDREN WITHOUT SUPERVISION.**

This product should not be disposed with other household wastes. To prevent possible harm to the environment or human health from uncontrolled waste disposal, recycle it responsibly to promote the sustainable reuse of material resources. To return your used device, please use the return and collection systems or contact the retailer where the product was purchased.

Distributed by:  
TechBrands by Electus Distribution Pty. Ltd.  
320 Victoria Rd, Rydalmere  
NSW 2116 Australia  
Ph: 1300 738 555  
Int'l: +61 2 8832 3200  
Fax: 1300 738 500  
www.techbrands.com  
Made in China

297X210MM