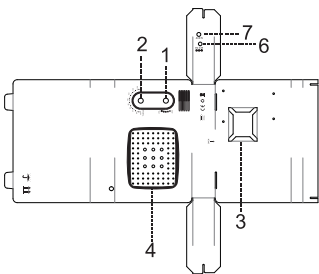
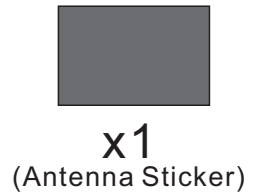
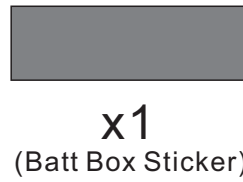
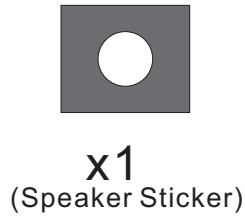
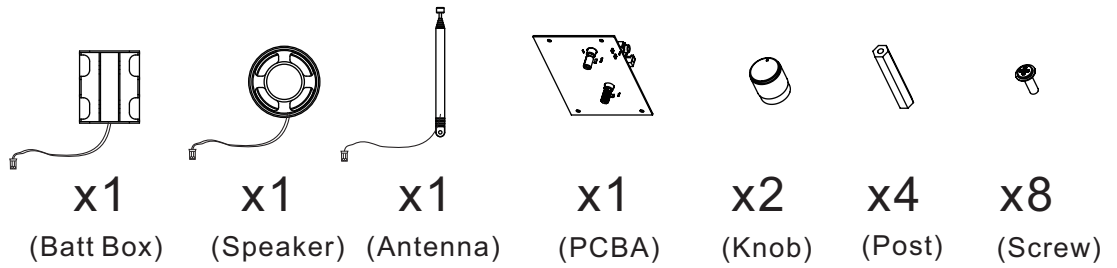
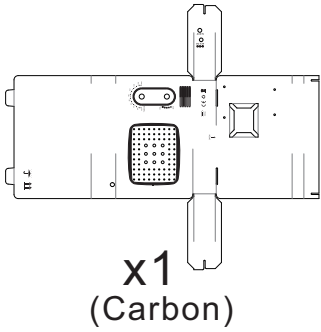
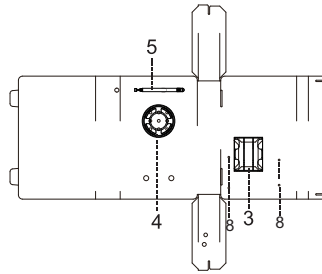


USER MANUAL

1. Material :



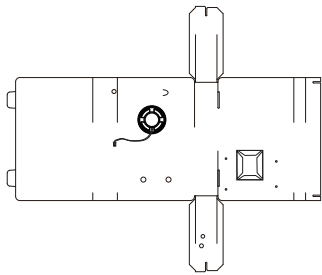
Carbon Front Side



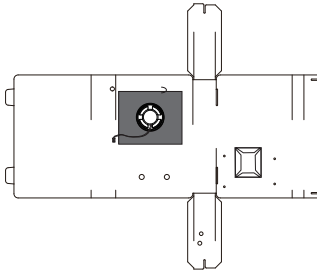
Carbon Back Side

1. Volume Control Hole
2. Tuning Hole
3. Batt Box Position
4. Speaker Position
5. Antenna Position
6. DC jack Position
7. AUX-IN Position
8. PCBA Screw Hole

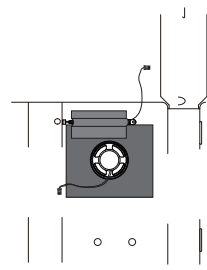
2. Speaker & Antenna Assembling



Put the speaker on the backside

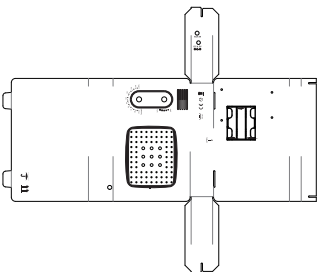


Stick the speaker sticker on the speaker and fix the speaker on the carbon
Make sure the cable are out of sticker

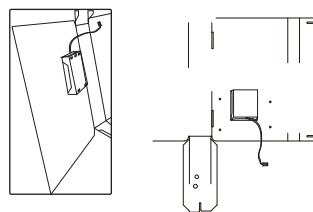


Stick the antenna on the carbon by antenna sticker.
Make sure the cable is out of sticker
Make sure the antenna head is close to the hole on the carton

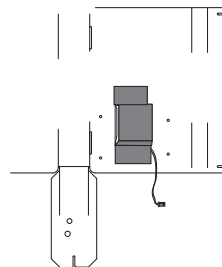
3. Batt Box Assembling



Put the Batt Box on the carbon
Make sure the cable is on the back side
Make sure the window is on the carbon front side

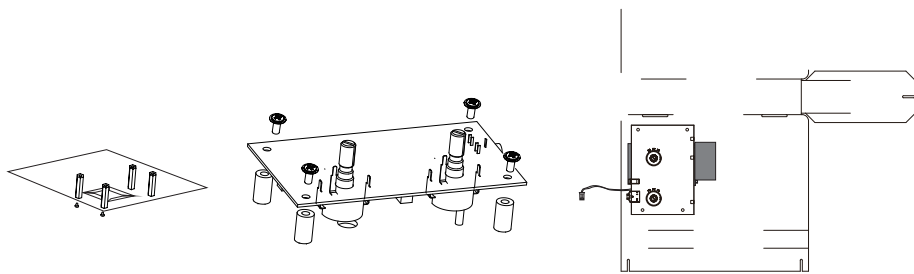


From the carbon backside you can see the batt box bump up from the carbon



Stick the Batt Box sticker on the Box
Make sure the direction of the sticker
Make sure the sticker do not cover the screw hole

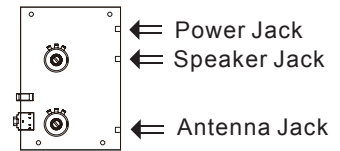
4. Fix the PCBA



Fix four posts on the carbon

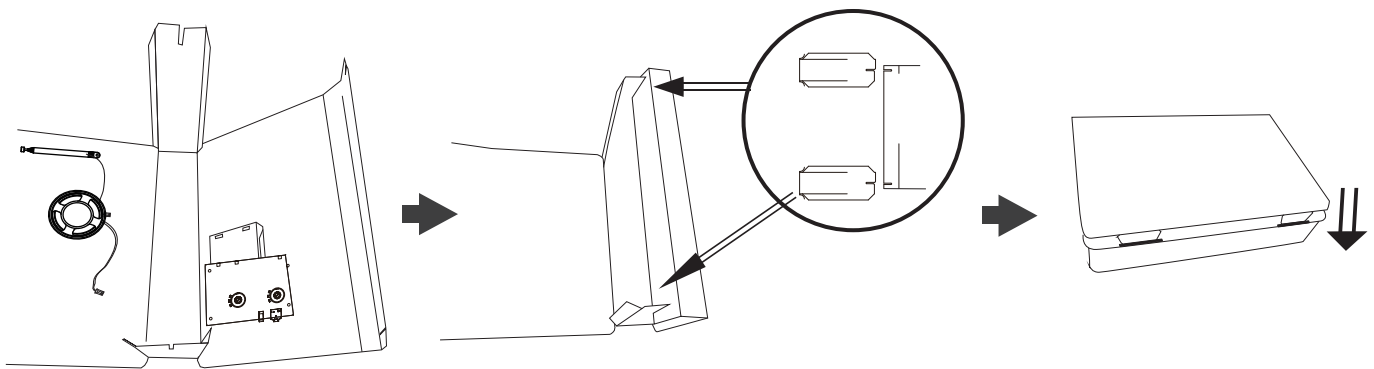
Then fix the PCBA on the carbon by screws
Make sure the direction is correct

5. Connect cables

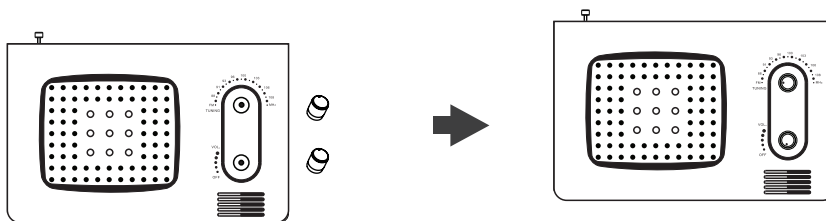


← Power Jack
← Speaker Jack
← Antenna Jack

6. Fold the carbon



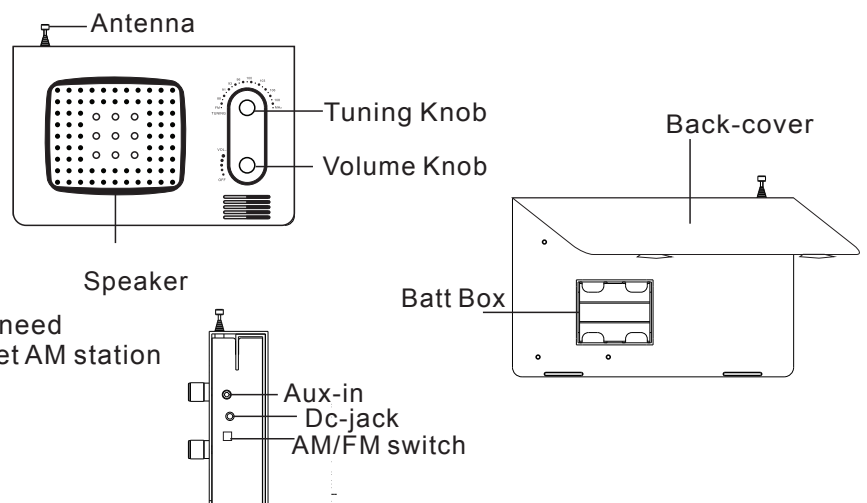
7. Put on the knobs for Tuning & Volume



Put on the Knob

8. How to use the radio

1. Open the back-cover of radio
2. Insert 3xAA batt into the Batt Box
3. Close the back-cover of radio
4. Extend the antenna
5. Turn on the radio with volume control knob
6. Turn the Tuning knob to find the station you need
7. Put the AM/FM switch to AM if you want to get AM station



Warranty Information

Our product is guaranteed to be free from manufacturing defects for a period of 12 Months.

If your product becomes defective during this period, Electus Distribution will repair, replace, or refund where a product is faulty; or not fit for intended purpose.

This warranty will not cover modified product; misuse or abuse of the product contrary to user instructions or packaging label; change of mind and normal wear and tear.

Our goods come with guarantees that cannot be excluded under the Australian Consumer Law. You are entitled to a replacement or refund for a major failure and for compensation for any other reasonably foreseeable loss or damage. You are also entitled to have the goods repaired or replaced if the goods fail to be of acceptable quality and failure does not amount to a major failure.

To claim warranty, please contact the place of purchase. You will need to show receipt or other proof of purchase. Additional information may be required to process your claim.

Any expenses relating to the return of your product to the store will normally have to be paid by you.

The benefits to the customer given by this warranty are in addition to other rights and remedies of the Australian Consumer Law in relation to the goods or services to which this warranty relates.

This warranty is provided by:

Electus Distribution

Address 46 Eastern Creek Drive, Eastern Creek NSW 2766

Ph. 1300 738 555