

1:16

8+
AGES

1:16 R/C BUGGY

GT4524

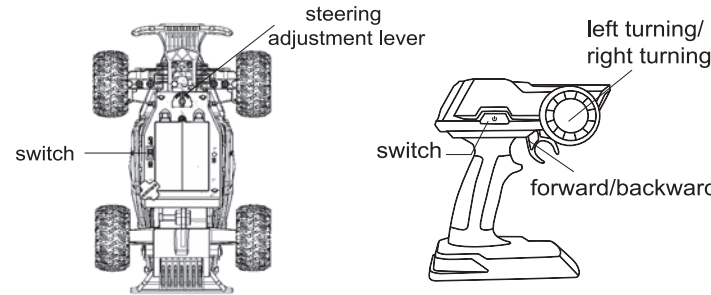
2.4GHz



Distributed by:
Electus Distribution Pty Ltd
46 Eastern Creek Dr,
Eastern Creek NSW 2766 Australia
1300 738 555 | electusdistribution.com.au

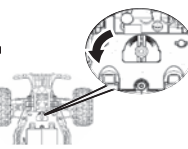
Made in China

Product Diagram



Trimming Settings

When the car is moving to the left, adjust the trim to the right. Until the car returns to a straight line.

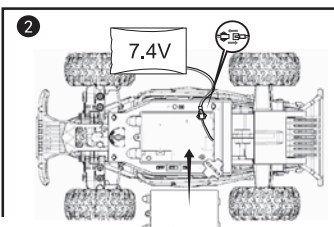
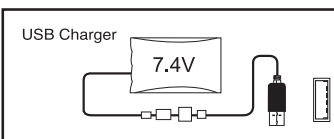
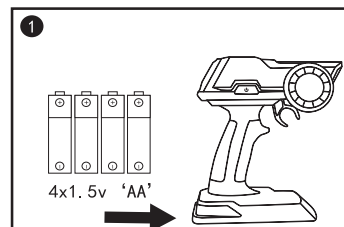


When the car is moving to the right, adjust the trim to the left. Until the car returns to a straight line.

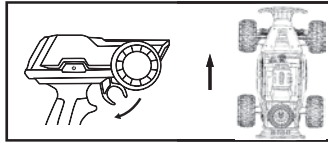


Battery Installation

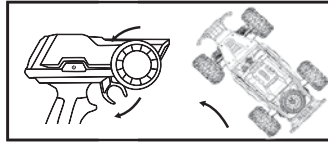
1. Open the battery cover. Follow Picture 1 to install 4 AA batteries into the remote control and then cover the battery cover.
2. Open the battery cover and plug the battery pack into the vehicle's power port as shown in Picture 2.
3. Load the battery pack into the battery box and then cover.



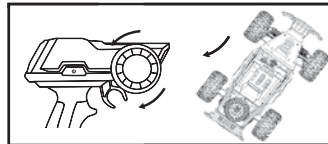
Operation



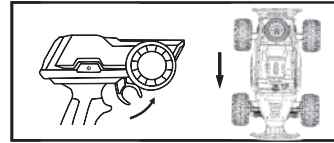
1. Forward: pull down the accelerator and drive the vehicle forward. Adjust the throttle force to control the speed of the vehicle.



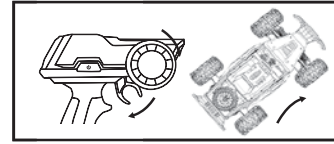
3. Go forward and turn left: pull down the gas pedal while turning the left steering wheel.



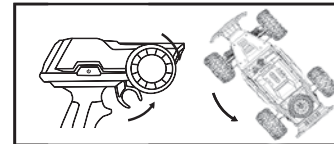
5. Reverse and turn left: push the throttle forward while turning the steering wheel to the left.



2. Reverse: push the throttle forward and the remote control car backward. Adjust the throttle to control the speed of the remote control car.



4. Go forward and turn right: pull down the gas pedal while turning the left steering wheel.

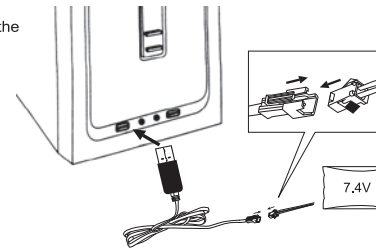


6. Reverse and turn right: push the throttle forward while turning the steering wheel to the right

USB Charging

Remove the battery from the car. Connect the USB charging cable to the computer USB interface, while Another section is connected to the battery port.

Tips:
USB light is on when charging.
USB lights out when full.
The charging time is 120-150 minutes.



Safety

- When the car is moving, please do not touch the four wheels of the remote control car with your hands to avoid the risk of twisting and cutting.
- When the power of the remote control or remote control car is insufficient, the remote control distance will be affected, and there will be a situation where the driving is too slow or the climbing is difficult.
- Don't let the remote control car fall or crash heavily, so as not to damage the remote control car or shorten the life of the remote control car.
- Don't play on roadsides, puddles, dirt or other dangerous places to avoid danger.

1. If not using this product for a long time, please remove the battery to avoid leakage or damage to the product.
2. Use a damp cloth to gently wipe the car.
3. Don't put the toys on the high temperature, moisture and direct sunlight.
4. Don't put toys in water, which may cause damage to electronic components.
5. Products sold Once, any security problems produced by the operation and use, control and other aspects, not be responsible by the factory.
6. In case of any problems such as use, operation and maintenance, technical support and after-sales service, Please contact the local distributor.

Battery Safety

- The use of batteries has certain risk, it may cause personal injury, or property damage.
- Use only factory supplied charger. Before cleaning the model, make sure the model is disconnected from the charger.
- Do not charge or use the swelling, leaking or damaged battery.
- Do not overcharge the battery. When the battery are fully charged, pull out the charge. After charge complete, do not recharge to avoid overheat.
- Do not charge near combustible or flammable (carpet, wood floor, solid wood furniture, etc.) or on surface of conductive objects. Should observe the battery at any time.
- Don't charge when the battery is still hot.
- The temperature of the battery is between 0 C and 40 C.
- Pull out the charger when not charged.
- Do not use plastic packaging has been damaged batteries.
- When the product is turned on, do not insert or remove the battery.
- Do not allow the battery to excessive physical shock.
- Do not use the expansion, leakage, breakage, or emits an odor of the battery.
- Children contact with battery is prohibited.
- Do not put battery into the fire, to avoid contact with liquid, the model can not be exposed to the rain, and should not be placed in the damp place.
- Please do not remove the battery or cut, drill. The battery or charger can not carry heavy things. Do not knock the battery.
- Do not use solvents, alcohol, or other flammable solvents to clean the charger.
- Prevent the short circuit. Avoid direct contact with electrolytic material of the battery, electrolytic material and electrolytic steam is harmful to the body.

Specifications:

Speed:	Up to 20km/h
Frequency:	2.4GHz Digital
Remote Control Range:	Up to 50m
Play Time:	Up to 15 Minutes
Charging Time:	Up to 2 Hours
Batteries:	
Car:	1 x 7.4V Li-ion, 500mAh (Included)
Remote:	4 x AA (Not Included)
Dimensions:	315(L) x 193(W) x 120(H)mm