


AGE 8+

GT4329

INSTRUCTION FOR USE

2.4GHZ



For proper operation of the car ,please read this manual carefully and keep it for future reference.

Distributed by: Electus Distribution Pty Ltd
46 Eastern Creek Dr, Eastern Creek NSW 2766 Australia
www.electusdistribution.com.au

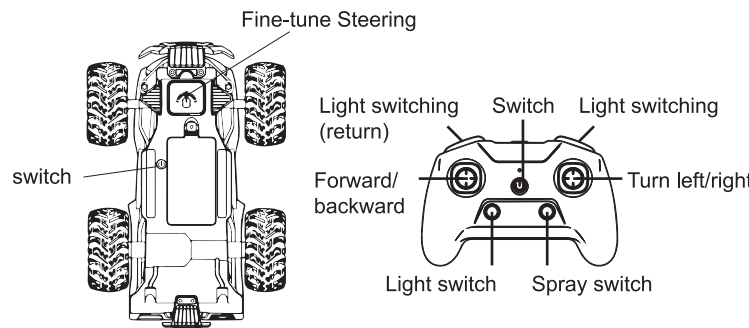
Note:

Electronically controlled product
This product is suitable for children 8 years and above.
Be cautious and prevent electric shock for all electronic products while they are in use.
● Please use the product under the supervision of an adult
Warning: please use this product correctly in compliance with the instructions.

Maintenance and Repair

1. Wipe the vehicle gently with a damp cloth.
2. Do not place the toy in high temperature, humidity and direct sunlight.
3. Do not place the toy in water, which may do harm to its electronic components.

Introduction to remote controller and car



Trimmer and calibration

If the car tends to move the left,move the orientation change button to the right until the vehicle restore to straight driving.




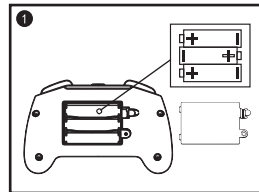
-1-

If the car tends to move the right,move the orientation change button to the left until the vehicle restore to straight driving.



Battery installation method

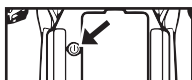
1. Open the battery cover, put four "AA" batteries into the remote controller as shown in Figure 1 and close the cover.
2. Open the battery cover and insert the battery pack interface into the power interface of the car.
3. Assemble the battery pack into the battery box of the car and close the cover.



For frequency



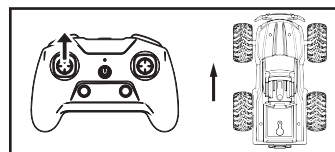
1. Short press the remote control on key, the remote control The indicator light flashes.



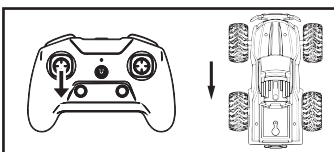
2. Press and hold the undercarriage switch. The car lights flash.

3. When the remote control indicator and lights are always on, it means that the frequency.

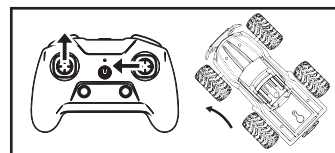
Operation methods



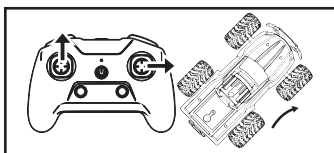
- 1.Forward: Push up the left level and car will move forward.



2. Backward: Pull down the left lever and car will move backwards.

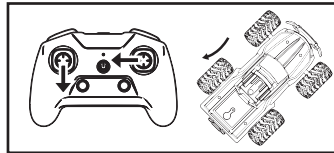


- 3.Left turn forward: Push up the left lever at the same time toggle the right lever to the left the RC car turns forward left.

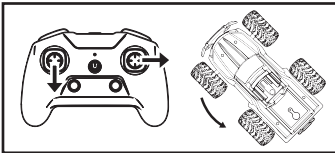


- 4.Right turn forward: push up the left lever and at the same time toggle the right lever to the right, the RC car will turn forward right.

-2-



5. Left turn to reverse: Pull down the left operational lever, while toggled the lever to the left will turn the car left to reverse.



6. Turn right to reverse: pull down the left operational lever, while toggled the lever turns to the right and reverses.

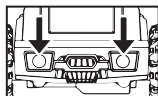
Spray instructions



1. Open the spray on the roof of the car to fill plug for the spray, and into the waterdo not overflow add in enough to fill but not overfill



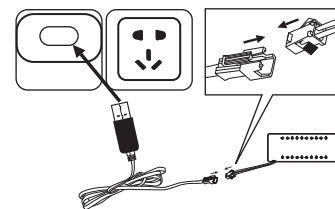
2. Short press the spray on/off button to,Turn on the spray function.



3. Spray appears at the rear of the car.
4. Short press the spray on/off button again to turn off the spray function.

Instructions for charging

Take out the battery from the car, link the one end of the USB cable to the 5V adapter interface, and link another end to the battery. The USB light will turn on as charging; the USB light will put it out in full charge. The charging time is up to 180min.



Notes: Please use the 5V adapter for charging

Cautions during driving

- When the car is moving, please do not touch the four wheels of the car.
- When the batteries of the remote controller or the remote control car are low, the remote control distance will be influenced, and the car will drive slowly or has difficulty in climbing.
- Please do not let the remote control car fall from a high place or severely collide, for it will damage the car or shorten the life of the car.
- Please do not play in roadside, puddles, mud or other dangerous places to avoid danger.

-3-

Precautions before Battery Use

- There are certain risks in the use of batteries, which may cause enormous personal and property losses. Users shall assume all relevant liabilities on their own. Manufacturers and dealers will not control the use of batteries (charging, discharging and storage, etc.) or take responsibility for the losses incurred to people and property.
- If any battery leaks, please avoid liquid contact with skin and eyes. In the event that the liquid contacts with skin, please wash your skin immediately with soap and water. In case of liquid contact with eyes, please rinse your eyes immediately with large amounts of cold water and seek medical advice at once.
- If there is a suspicious odor, noise or smoke from the charger, remove the power supply at once.
- Please strictly comply with the following requirements, otherwise it will result in fire, electric shock or explosion.

Chargers and charging

- Do not overcharge the batteries. When the batteries are fully charged, please unplug the charger. After charging is over, please do not recharge the batteries so as to avoid overheating.
- Do not charge the batteries near flammable materials or on the surface of flammable (carpet, wooden floor, solid wood furniture, etc.) or conductive objects, and observe the batteries at any time.
- Do not charge the batteries immediately while they are still hot after use.
- The temperature of the batteries should be between 0℃ and 40℃.
- Please unplug the charger when the batteries are not being charged.

Use and Storage

- It is strictly forbidden to pack damaged batteries with plastics.
- Do not insert or remove the batteries when the product is in use.
- Do not expose the batteries to excessive physical impact.
- It is strictly forbidden to use expanded, leaked or broken batteries or those emitting peculiar smell.
- Children are forbidden from touching the batteries.
- Do not put the batteries in the fire to avoid contact between the batteries and liquid. It is strictly forbidden to get the product wet in the rain or place it in a damp place.
- Do not put the batteries in a microwave oven or a pressure tank.
- Do not disassemble, drill, deform or cut the batteries. It is strictly forbidden to carry heavy objects on batteries or chargers or knock the batteries.
- Do not clean the charger with solvents, industrial alcohol or other flammable solvents.
- Be cautious about short circuit. Avoid direct contact with electrolytic substances in batteries. Electrolytic substances and electrolytic steams are harmful to the body.
- Store the product in a greenhouse. Do not expose the product to extreme temperatures. Avoid substantial changes in the temperature of the place where the product is stored.
- Do not place the product near the accessories of heating source.
- The batteries should be taken out when the product is not in use.

Recovery

- Do not treat the product as daily garbage. Damaged or unusable batteries should be placed in special containers for designated purposes.
- The product is made up of electronic components and batteries. Please treat the garbage of electrical and electronic equipment in line with special requirements.
- Please get familiar with the centralized treatment method for garbage in local places.

-4-

Warranty Information

Our product is guaranteed to be free from manufacturing defects for a period of 12 Months. If your product becomes defective during this period, Electus Distribution will repair, replace, or refund where a product is faulty; or not fit for intended purpose.
This warranty will not cover modified product; misuse or abuse of the product contrary to user instructions or packaging label; change of mind and normal wear and tear.
Our goods come with guarantees that cannot be excluded under the Australian Consumer Law. You are entitled to a replacement or refund for a major failure and for compensation for any other reasonably foreseeable loss or damage. You are also entitled to have the goods repaired or replaced if the goods fail to be of acceptable quality and failure does not amount to a major failure.
To claim warranty, please contact the place of purchase. You will need to show receipt or other proof of purchase. Additional information may be required to process your claim.
Any expenses relating to the return of your product to the store will normally have to be paid by you.

The benefits to the customer given by this warranty are in addition to other rights and remedies of the Australian Consumer Law in relation to the goods or services to which this warranty relates.

This warranty is provided by:
Electus Distribution
Address 46 Eastern Creek Drive, Eastern Creek NSW 2766
Ph. 1300 738 555