

# 1:18 SCALE R/C CAR

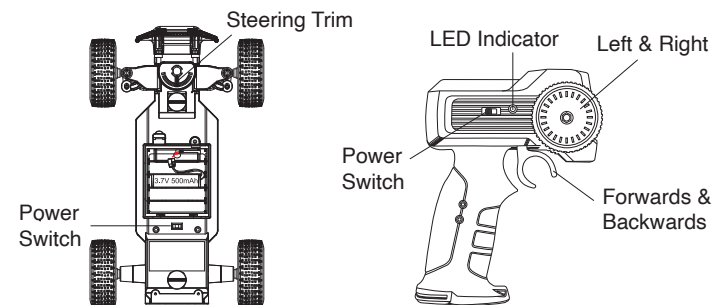


## USER MANUAL

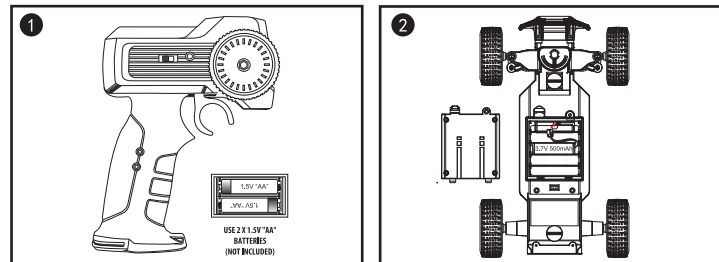
### Safety & Warnings:

1. This product is not suitable for children under the ages of 6 years, please use under adult supervision.
2. Do not place the car in high temperatures, humidity or direct sunlight.
3. Do not place the car in water or liquids to prevent damage to the car.
4. Do not open inside compartments of the car to avoid damage of the car.
5. Do not touch the wheels of the car when it is driving.
6. Do not drive the car off high ledges or collide with objects as it may damage the car.
7. Do not drive the car in puddles, mud or other dangerous places to avoid danger.

### Product Diagram:



### Battery Installation:



1. Open the battery cover of the remote control.
2. Insert 2 x AA batteries (not included) into the battery compartment using the correct polarity.
3. Close the battery cover of the remote control.

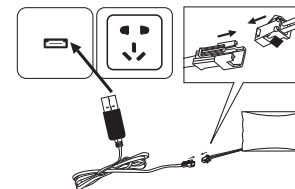
1. Open the battery cover of the car.
2. Connect the battery connector to the battery connection of the car together.
3. Close the battery cover of the car.

Note: It is recommended to fully charge the battery before use.

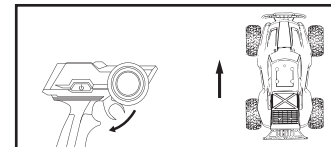
### Battery Charging:

1. Open the battery cover of the car and remove the battery.
2. Connect the battery and USB charging cable together using the connectors.
3. Insert the USB charging cable to a USB mains power adaptor or computers USB port.

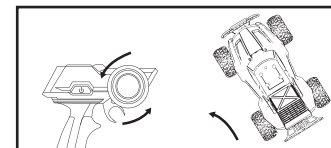
Note: The USB charger is required to be 5VDC and a minimum current of 500mA.



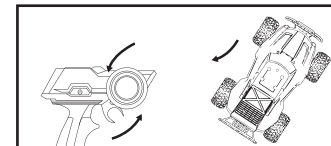
### Operation:



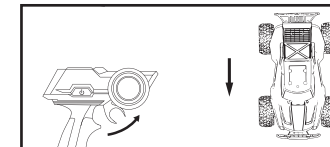
**Forwards:** Pull the throttle down on the remote control to go forward. The speed can be regulated by adjusting the throttle.



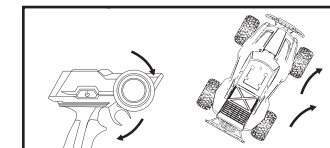
**Turn Left:** Pull the throttle down on the remote control to go forward and turn left on the steering wheel.



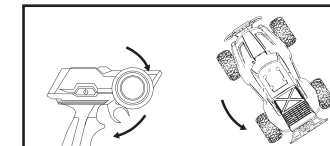
**Backwards To The Left:** Push the throttle up on the remote control to go backwards and turn left on the steering wheel.



**Backwards:** Push the throttle up on the remote control to go backwards. The speed can be regulated by adjusting the throttle.



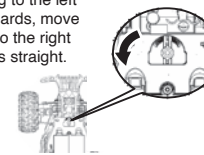
**Turn Right:** Pull the throttle down on the remote control to go forwards and turn right on the steering wheel.



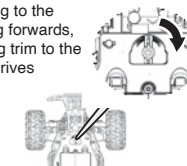
**Backwards To The Right:** Push the throttle up on the remote control to go backwards and turn right on the steering wheel.

### Steering Trim:

If the car is drifting to the left when driving forwards, move the steering trim to the right until the car drives straight.



If the car is drifting to the right when driving forwards, move the steering trim to the left until the car drives straight.



### Battery Safety:

- Do not over charge the batteries. Unplug the USB charging cable from the charger once the battery has fully charged.
- Do not charge the batteries near flammable materials or conductive objects.
- Do not charge the batteries straight after use as it may be hot.

### Specifications:

Frequency: 2.4GHz

Remote Control Range: 40m

Play Time: Up to 12 Minutes

Charging Time: Up to 60 Minutes

Batteries:

Car: 3.7V Li-ion, 500mA (Included)

Remote: 2 x AA (Not Included)

Dimensions: 260(L) x 155(W) x 110(H)mm

### Warranty Information:

Our product is guaranteed to be free from manufacturing defects for a period of 12 Months. If your product becomes defective during this period, Electus Distribution will repair, replace, or refund where a product is faulty; or not fit for intended purpose. This warranty will not cover modified product; misuse or abuse of the product contrary to user instructions or packaging label; change of mind and normal wear and tear. Our goods come with guarantees that cannot be excluded under the Australian Consumer Law. You are entitled to a replacement or refund for a major failure and for compensation for any other reasonably foreseeable loss or damage. You are also entitled to have the goods repaired or replaced if the goods fail to be of acceptable quality and failure does not amount to a major failure. To claim warranty, please contact the place of purchase. You will need to show receipt or other proof of purchase. Additional information may be required to process your claim. Any expenses relating to the return of your product to the store will normally have to be paid by you. The benefits to the customer given by this warranty are in addition to other rights and remedies of the Australian Consumer Law in relation to the goods or services to which this warranty relates.

This warranty is provided by: Electus Distribution  
Address 46 Eastern Creek Drive, Eastern Creek NSW 2766  
Ph. 1300 738 555