

**digitech**

# Full-Motion TV Wall Mount



Model:  
**CW2948**

## Instruction Manual

**CAUTION:**

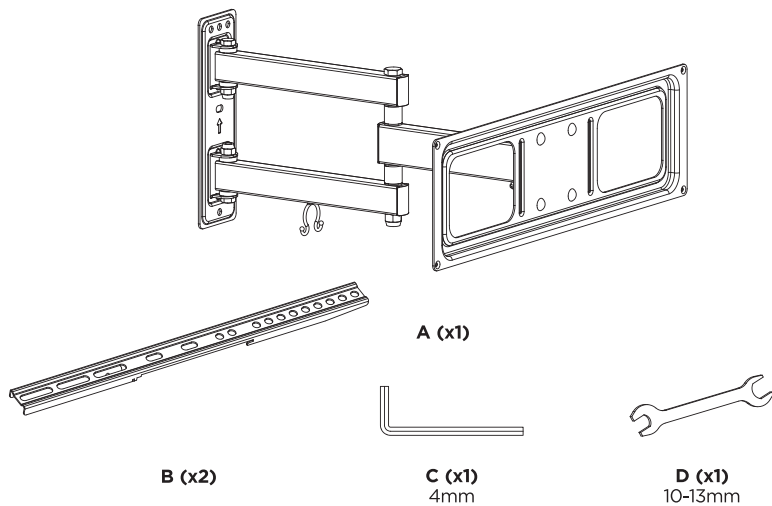
Read the entire instruction manual before you start the installation and assembly. If you have any questions regarding any of the instructions or warnings, please contact your local distributor for assistance.

- Use with products heavier than the rated weights indicated may result in instability causing possible injury.
- Safety gear and proper tools must be used. This product should only be installed by professionals.
- This product is designed to be installed on wood stud walls, solid concrete walls or brick walls.
- Make sure that the supporting surface will safely support the combined weight of the equipment and all attached hardware and components.
- Use the mounting screws provided and DO NOT OVER TIGHTEN mounting screws.
- This product contains small items that could be a choking hazard if swallowed. Keep these items away from children.
- This product is intended for indoor use only. Using this product outdoors could lead to product failure and personal injury.

**IMPORTANT:** Ensure that you have received all parts according to the component checklist prior to installation. If any parts are missing or faulty, contact your local distributor for a replacement.

**MAINTENANCE:** Check that the bracket is secure and safe to use at regular intervals (at least every three months).

## INSTALLATION INSTRUCTIONS:



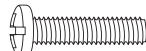
**M-A (x4)**  
M6x14



**M-B (x4)**  
M8x16



**M-C (x4)**  
M6x30



**M-D (x4)**  
M8x35




**M-E (x4)**  
D8



**M-F (x4)**  
Ø15xØ8x5



**M-G (x4)**  
Ø15xØ8x15



**W-A (x4)**  
ST6.3x55



**W-B (x4)**  
Ø10x45

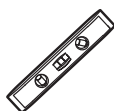


**W-C (x4)**  
D6

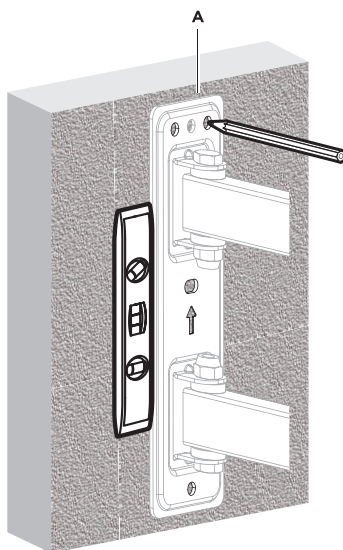
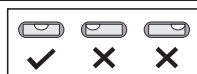
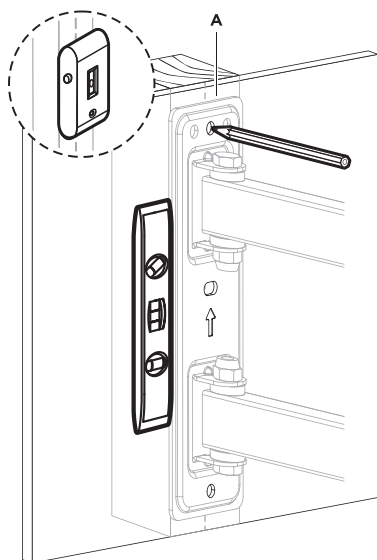
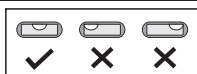
## INSTALLATION INSTRUCTIONS:

To make the installation process easier, please ensure you have assembled all necessary tools required. Refer to the top of Page 4 for an overview of the tools required for the installation.

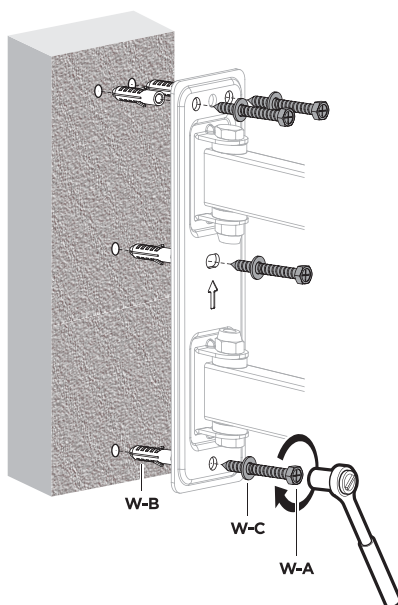
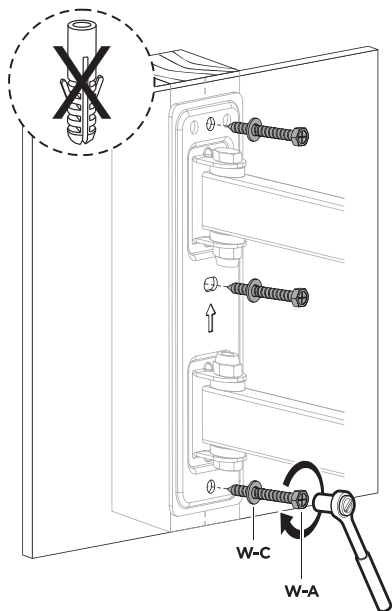
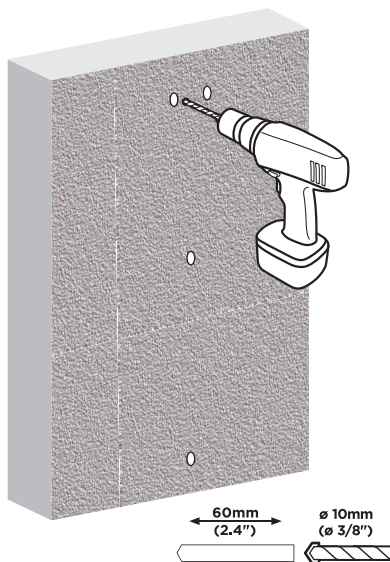
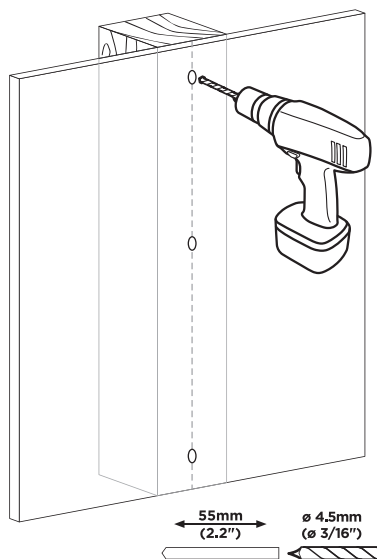
**IMPORTANT:** Ensure that you have received all parts according to the component checklist prior to installation. If any parts are missing or faulty, contact your local distributor for a replacement.



1

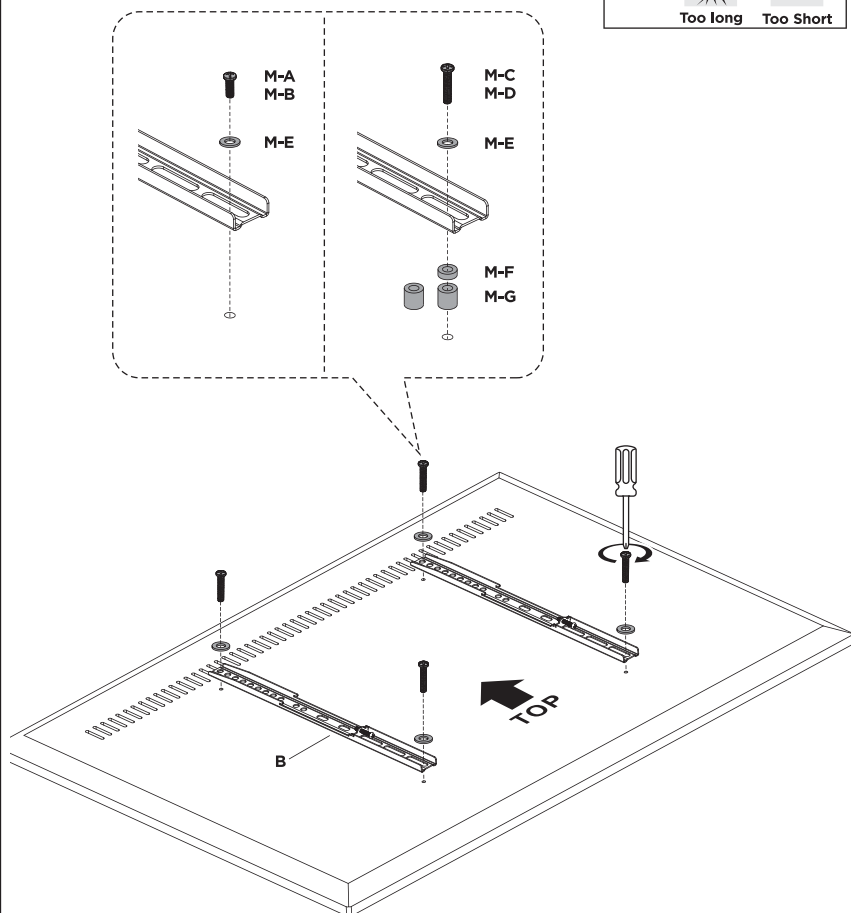
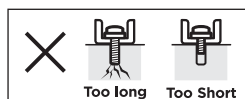
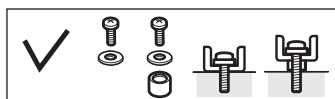


## INSTALLATION INSTRUCTIONS:



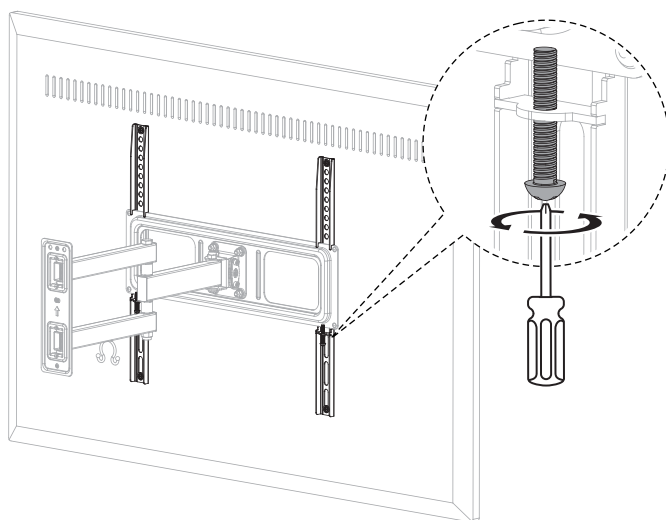
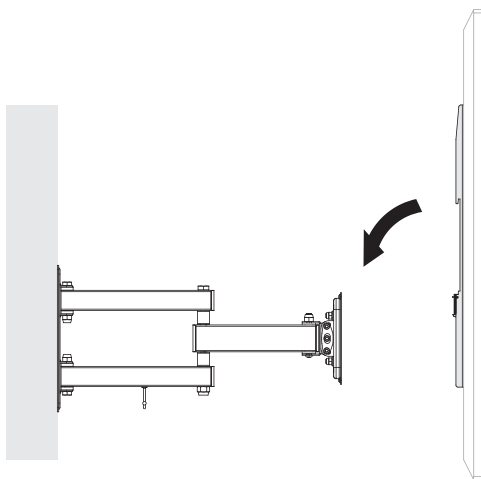
# INSTALLATION INSTRUCTIONS:

## 2



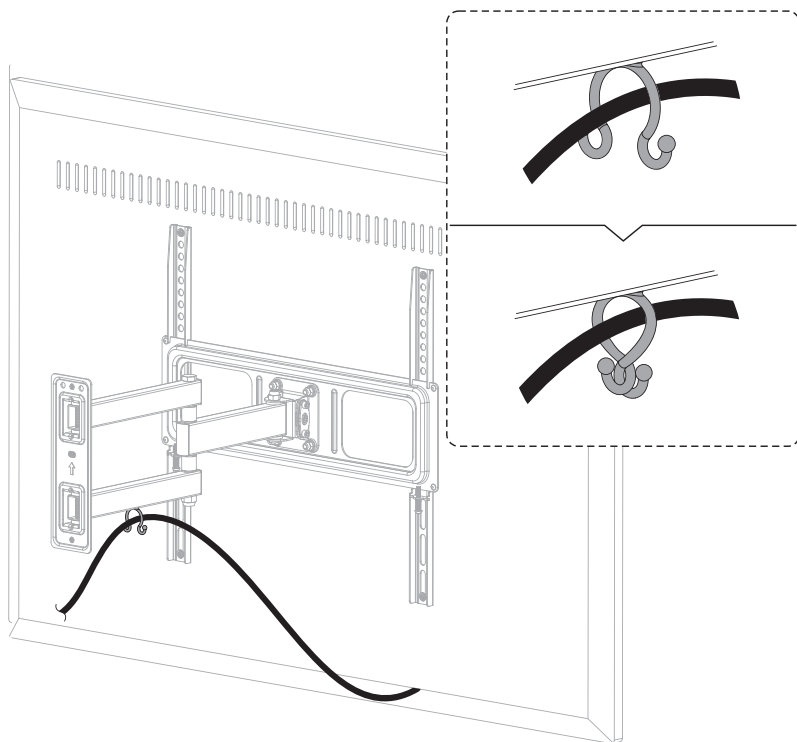
## INSTALLATION INSTRUCTIONS:

3



## INSTALLATION INSTRUCTIONS:

4

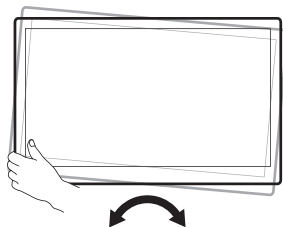
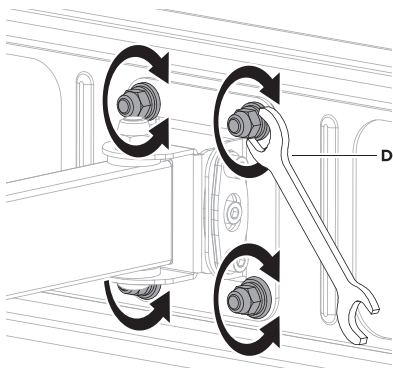






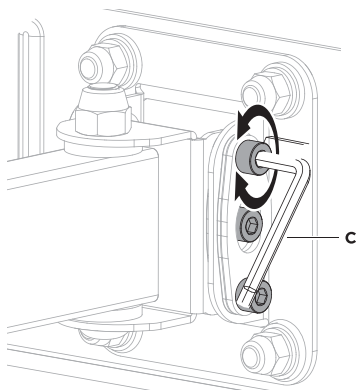
## INSTALLATION INSTRUCTIONS:

5

**Note:** Adjust the screws as shown to level the display.



**Note:** If the display does not stop at your desired position, tighten the screws as shown.



**NOTES:**

**NOTES:**

## WARRANTY INFORMATION

Our product is guaranteed to be free from manufacturing defects for a period of 12 Months.

If your product becomes defective during this period, Electus Distribution will repair, replace, or refund where a product is faulty; or not fit for intended purpose.

This warranty will not cover modified product; misuse or abuse of the product contrary to user instructions or packaging label; change of mind and normal wear and tear.

Our goods come with guarantees that cannot be excluded under the Australian Consumer Law.

You are entitled to a replacement or refund for a major failure and for compensation for any other reasonably foreseeable loss or damage. You are also entitled to have the goods repaired or replaced if the goods fail to be of acceptable quality and failure does not amount to a major failure.

To claim warranty, please contact the place of purchase. You will need to show receipt or other proof of purchase. Additional information may be required to process your claim.

Any expenses relating to the return of your product to the store will normally have to be paid by you.

The benefits to the customer given by this warranty are in addition to other rights and remedies of the Australian Consumer Law in relation to the goods or services to which this warranty relates.

This warranty is provided by: Electus Distribution

Address 46 Eastern Creek Drive, Eastern Creek NSW 2766 | Ph. 1300 738 555