

# 2-in-1 Bluetooth® 5.3 TWS Earbuds and Speakers Combo

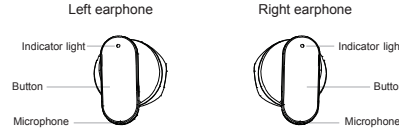


Model: AA2236

Please read and save all instructions to ensure safe and effective use of this product.



## Instruction Manual



PARAMETER	
Bluetooth chipset	JL 6973D4 5.3
Speaker chipset	JL6965E4 5.3
Earphone battery	30mAh
Charging Case Battery	1200mAh
Headphone speaker size	13mm
Speaker	50mm 4 ohm 5W
Signal-to-noise ratio	85db (headphones)
Sensitivity	95±5db (headphones)
Headphone playback time	4-5h
Speaker charging time	2-3h
Headphone material	ABS
Speaker material	ABS + cloth + silicone


KEY DEFINITION		
Power on	Long press the function button for 3 seconds to turn on or leave the charging warehouse	White lights flickered alternately
Power off	Long press the function button for 5 seconds to shut down or put in the charging box headset to automatically shut down	
TWS mode	Enter the TWS mode after the headset is turned on; 5 minutes shutdown.	The host white light flash, Another headset extinguish the lamp
Answer calls	Click L/R ear function keys to listen/hang up	
Hang up calls	Click L/R ear function keys to listen/hang up	
Reject calls	Long press L/R ear function keys for 2 seconds to refuse	
SIRI	Long press L/R ear 2 seconds function keys	
Play / Pause	Click L/R ear function buttons	
Previous track	Double -click L, last song	
Next track	Double -click R Next Song	
volume"+"	Three -click R plus sound volume	
volume"-"	Three -click L reduction	

BLUETOOTH PAIRING AND CONNECTION		
Pairing mode	After turning on, automatically enter the pairing state, and turn off without connection for 5 minutes	White lights flickered alternately
connect	Open the mobile phone Bluetooth and search for the "K086 Earbuds" device name, Click the pairing name connection	
Turn off Bluetooth	When the headset is connected to the mobile phone Bluetooth state, the mobile phone is turned off the Bluetooth/canceled pairing, Shut off for 5 minutes without matching	
Beyond	The over-distance disconnection is equivalent to Bluetooth. In the case of no connection, 5 minutes Automatically shut down, you can automatically connect to your mobile phone in these 5 minutes (enter the connection range inside, automatically return to the phone)	Headphones white light flash

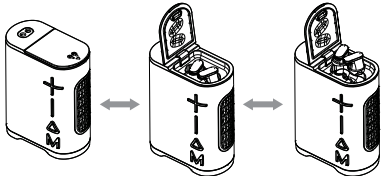
## START USING

Match and connection

1. Enter the pairing state of the headset, automatically match each other and enter the TWS mode;
2. The white lights flickered alternately;
3. Open the mobile phone Bluetooth, search for "K086 Earbuds" device name, click the pairing name connection
4. Excerant the Bluetooth Bluetooth is broken. If you return to the Blue number within 5 minutes, automatically return to the Blue number. If it exceeds 5 minutes, automatically shut down (the headset white light flash)

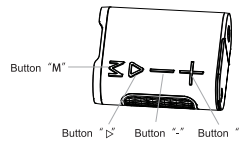


## CHARGING MODE

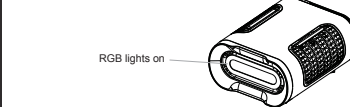


\*Open the lid up and down, put and remove the battery compartment

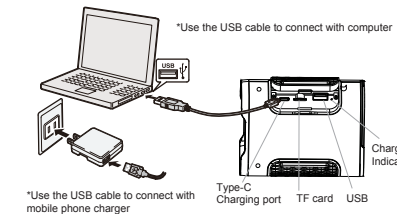
## SPEAKER FUNCTION DEFINITION



DEFINITION OF SPEAKER BUTTONS		
Power on	Long -press function > button 6 seconds to turn on	RGB lights flash
Power off	Long -press function > button to shut down in 5 seconds	
Pair	After turning on, automatically enter the pairing state, and turn off without connection for 5 minutes	Working blue light flash
Bluetooth model	Play / Pause	Short press > pause/play
	Answer calls	Short press > to answer/hang up
	Hang up calls	Long press > 2S Hang the phone
	SIRI	Press consecutive short press > 2 times
	Up/next song	Short press - /+: Switch the previous /Next song
FM model	volume + / -	Long press + / -: add /sound reduction
	Search channel	Press > 1 times
	Exit the search channel	Press again > once
	Switch up/down channel	Short pressing + / -: Switching/previous channel
	volume + / -	Long press + / -: add /sound reduction
TF card USB Play	Up/next song	Short press - /+: Switch the previous /Next song
	volume + / -	Long press + / -: add /sound reduction
Function switch TF card/usb Play/Bluetooth mode/fm		Short press "M" once every time
RGB light switch/ Turn off RGB		Long press "M" 2S



## SPEAKER CHARGING MODE



## WARNING



## WARRANTY INFORMATION

Our product is guaranteed to be free from manufacturing defects for a period of 12 Months. If your product becomes defective during this period, Electus Distribution will repair, replace, or refund where a product is faulty; or not fit for intended purpose. This warranty will not cover modified product; misuse or abuse of the product contrary to user instructions or packaging label; change of mind and normal wear and tear. Our goods come with guarantees that cannot be excluded under the Australian Consumer Law. You are entitled to a replacement or refund for a major failure and for compensation for any other reasonably foreseeable loss or damage. You are also entitled to have the goods repaired or replaced if the goods fail to be of acceptable quality and failure does not amount to a major failure. To claim warranty, please contact the place of purchase. You will need to show receipt or other proof of purchase. Additional information may be required to process your claim. Any expenses relating to the return of your product to the store will normally have to be paid by you. The benefits to the customer given by this warranty are in addition to other rights and remedies of the Australian Consumer Law in relation to the goods or services to which this warranty relates.

This warranty is provided by:  
Electus Distribution  
Address 46 Eastern Creek Drive, Eastern Creek NSW 2766  
Ph. 1300 738 555