

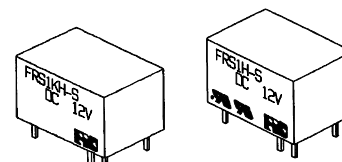
FRS1 RELAY



Subminiature SPDT RELAY

FEATURES

- Low coil power consumption
- Small size and low cost
- PCB mounting, DIL pitch terminal
- Standard and high sensitive operation use
- Dust cover or sealed type



Recognized File No: E141516(N)

SPECIFICATIONS

COIL RATING

RATED VOLTAGE (V DC)	COIL RESISTANCE Ω +/- 10 %			MUST OPERATE VOLTAGE	MUST DROPOUT VOLTAGE	MAXIMUM VOLTAGE	POWER CONSUMPTION (W)
	FRS1(K)B	FRS1(K)	FRS1(K)H	% OF RATED VOLTAGE (AT +20°C)			
3	20	25	45	75 Max.	10 Min.	110 Max.	FRS1(K)B: 0.45 FRS1(K) : 0.36 FRS1(K)H: 0.20
5	56	70	120				
6	80	100	180				
9	180	220	400				
12	320	400	700				
24	1280	1600	2800				

CHARACTERISTICS

Contact Arrangement	1 Form C (SPDT)
Contact Material	Silver Alloy (Gold Flash)
Contact Resistance	50m Ω Max.
Contact Rating (Resistive Load)	1A 125VAC / 30VDC 2A 125VAC / 30VDC 3A 125VAC / 30VDC 5A 125VAC / 30VDC (Only available for "B" type -- 0.45W)
Switching Voltage	DC60V Max. AC220V Max.
Operate Time (Initial)	5ms Max.
Release Time (Initial)	5ms Max.
Insulation Resistance	100M Ω Min. (500V DC)
Dielectric Strength	500Vrms, 1 minute between open contacts 500Vrms, 1 minute between coil and contact
Shock Resistance	10g Approx.
Vibration	10-55Hz, Double Amplitude 1.5mm
Ambient Temperature	-25°C to +75°C
Operation Life	Mechanical : 10 ⁷ Electrical : 10 ⁵
Weight	4g Approx.

[Specifications are subject to change without notices.]

FORWARD INDUSTRIAL COMPANY. (O/B COMMERCIAL UNION LTD)

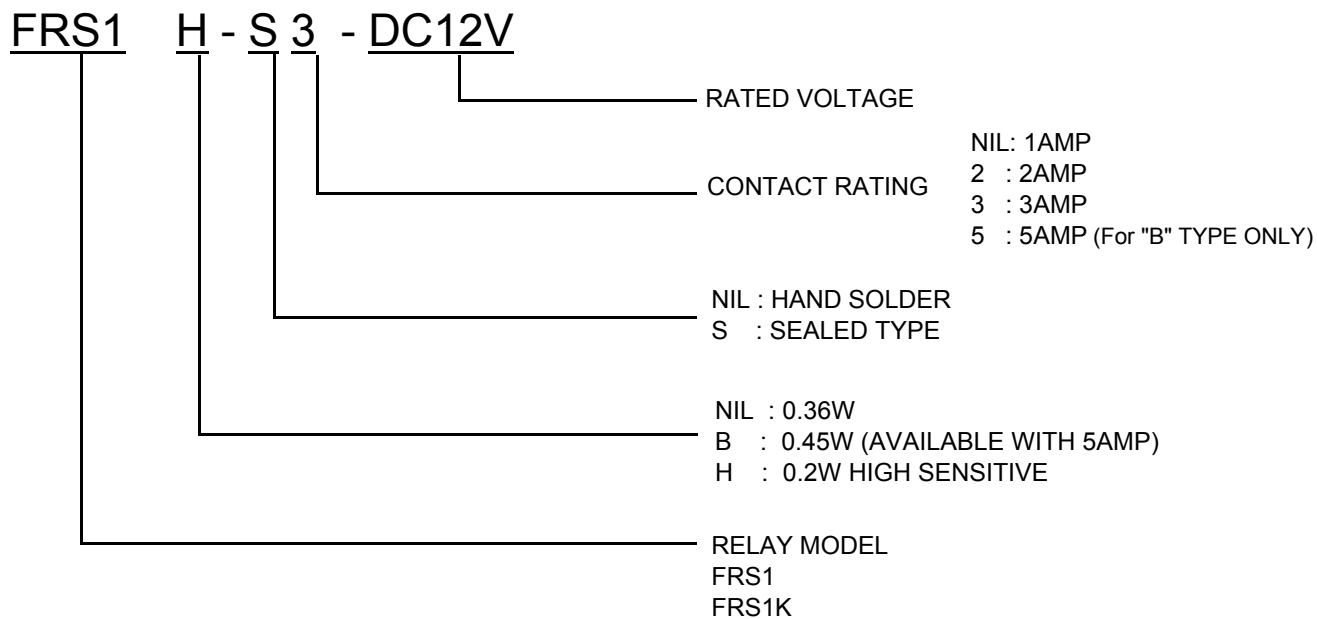
RM. 1405, Wu Sang House, 655 Nathan Road, Mongkok, Kowloon, Hong Kong.

TEL : (852) 27892365 FAX : (852) 27893102 E-MAIL : sales@ficrelay.com.hk WEBSITE : http://www.ficrelay.com.hk

FRS1 RELAY



ORDERING INFORMATION



Note : Pb-Free and RoHS compliant relays are available.

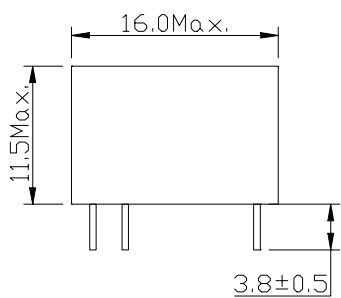
For ordering, please add suffix "Pb-Free" or "RoHS" to standard relay part numbers.

For example : FRS1-S3 DC 12V "Pb-Free" for Pb-Free Relay

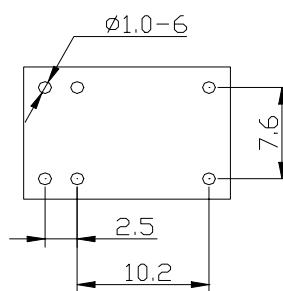
For example : FRS1-S3 DC 12V "RoHS" for RoHS Compliance Relay

DIMENSIONS (UNIT:mm)

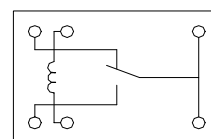
FRS1



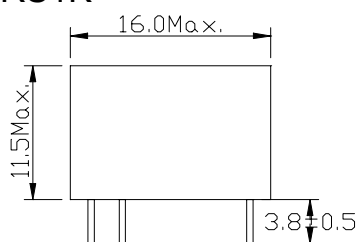
MOUNTING HOLES



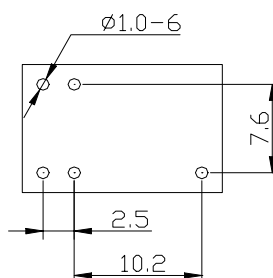
TERMINAL ARRANGEMENT (BOTTOM VIEW)



FRS1K



MOUNTING HOLES



TERMINAL ARRANGEMENT (BOTTOM VIEW)

